

# NATIONAL STUDENT CLEARINGHOUSE<sup>®</sup>

## StudentTracker<sup>SM</sup> for High Schools Aggregate Report

Prepared for  
IVANNA EUDORA KEAN HIGH SCHOOL  
ACT Code: 550085

IVANNA EUDORA KEAN HIGH SCHOOL

Report Run Date: 03/11/2013 11:35 AM

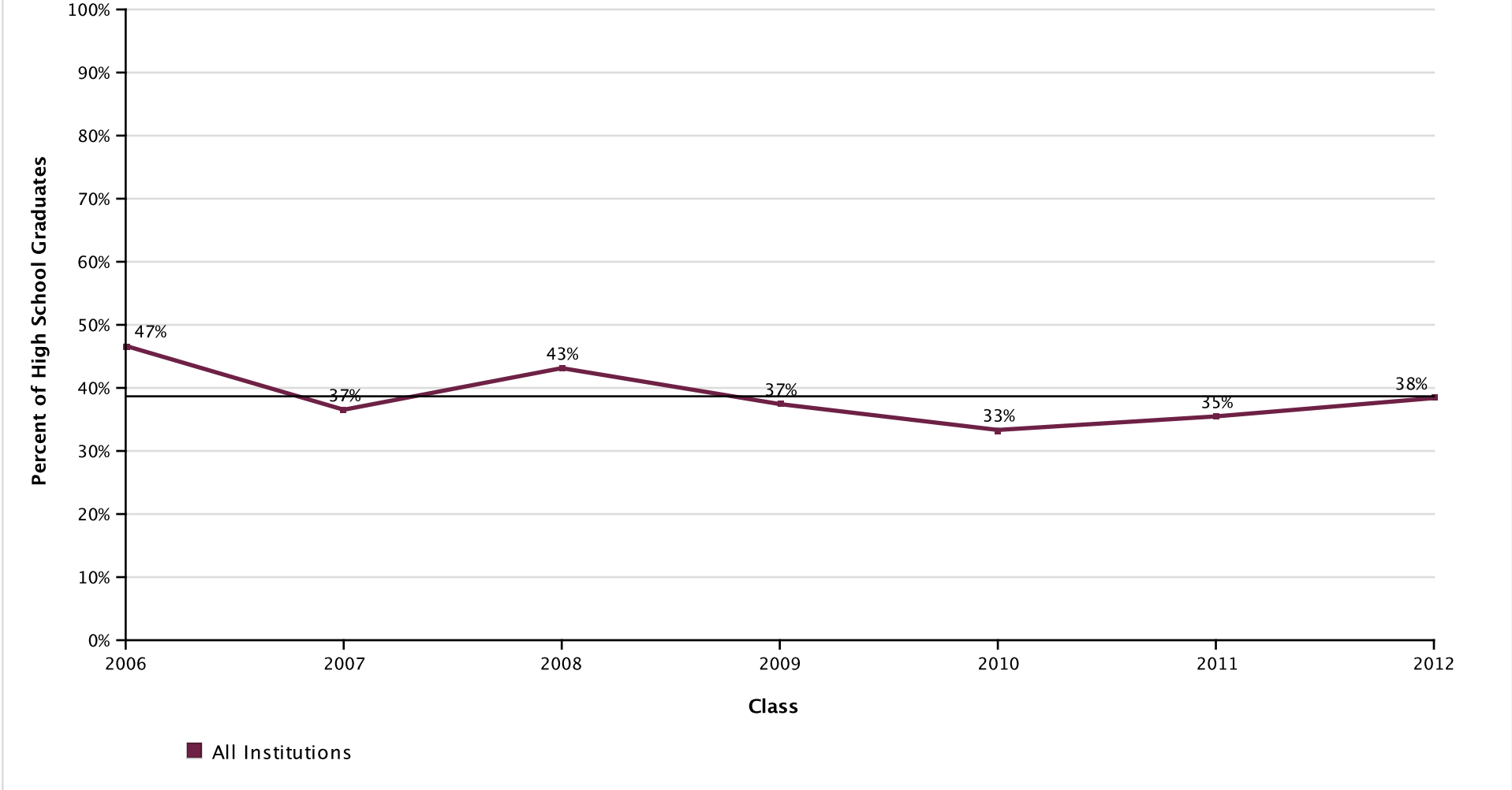
Page 1 of 43

NATIONAL STUDENT  
CLEARINGHOUSE<sup>®</sup>

©2012 National Student Clearinghouse. All rights reserved.

# Percent of Students Enrolled in College the Fall Immediately After High School

Effective Date = November 15, 2012



AVG = 39%

IVANNA EUDORA KEAN HIGH SCHOOL

Report Run Date: 03/11/2013 11:35 AM

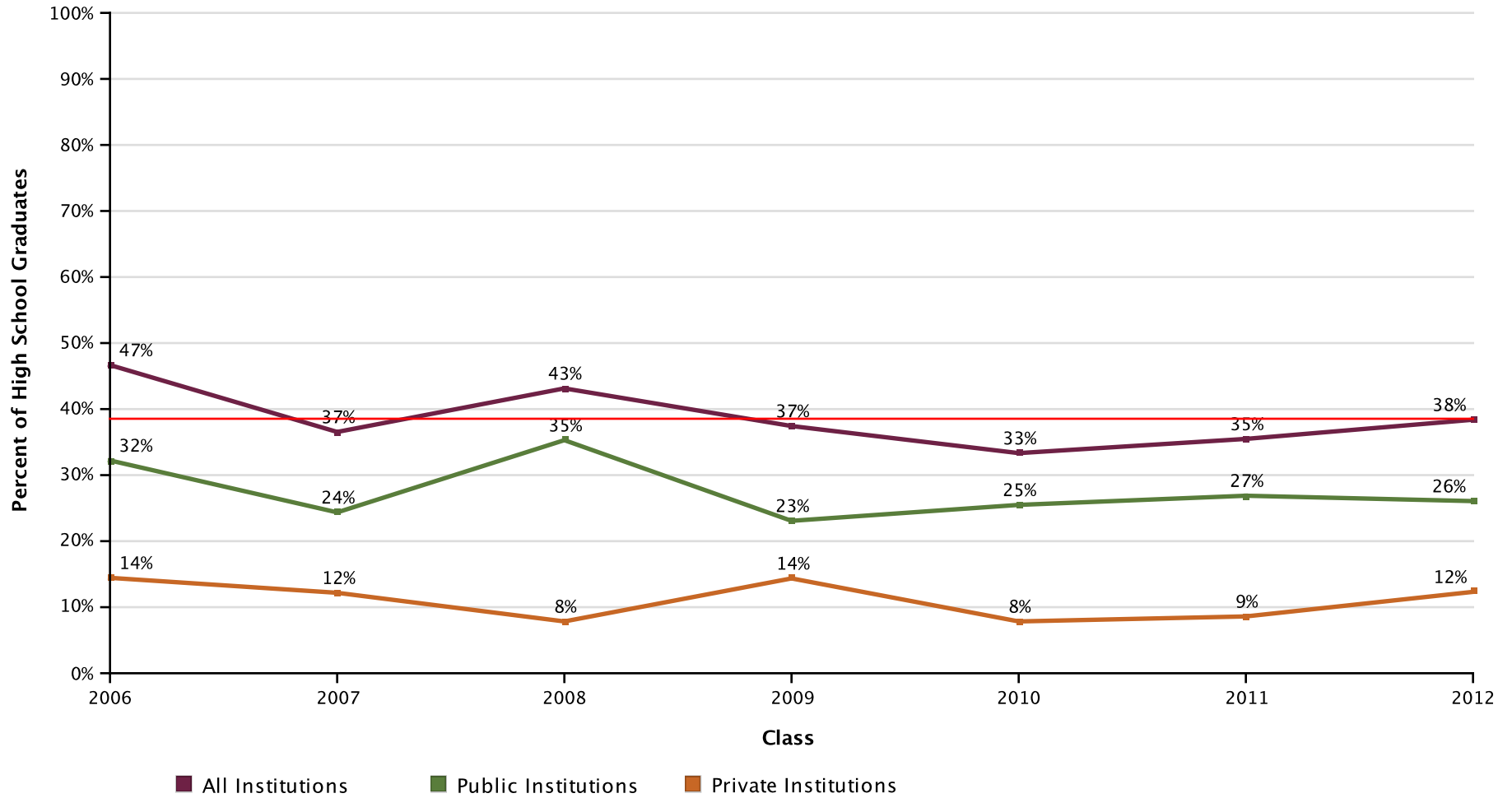
Page 2 of 43

NATIONAL STUDENT CLEARINGHOUSE

©2012 National Student Clearinghouse. All rights reserved.

## Percent of Students Enrolled in College the Fall Immediately After High School by Institutional Type

Effective Date = November 15, 2012



AVG = 39%

IVANNA EUDORA KEAN HIGH SCHOOL

Report Run Date: 03/11/2013 11:35 AM

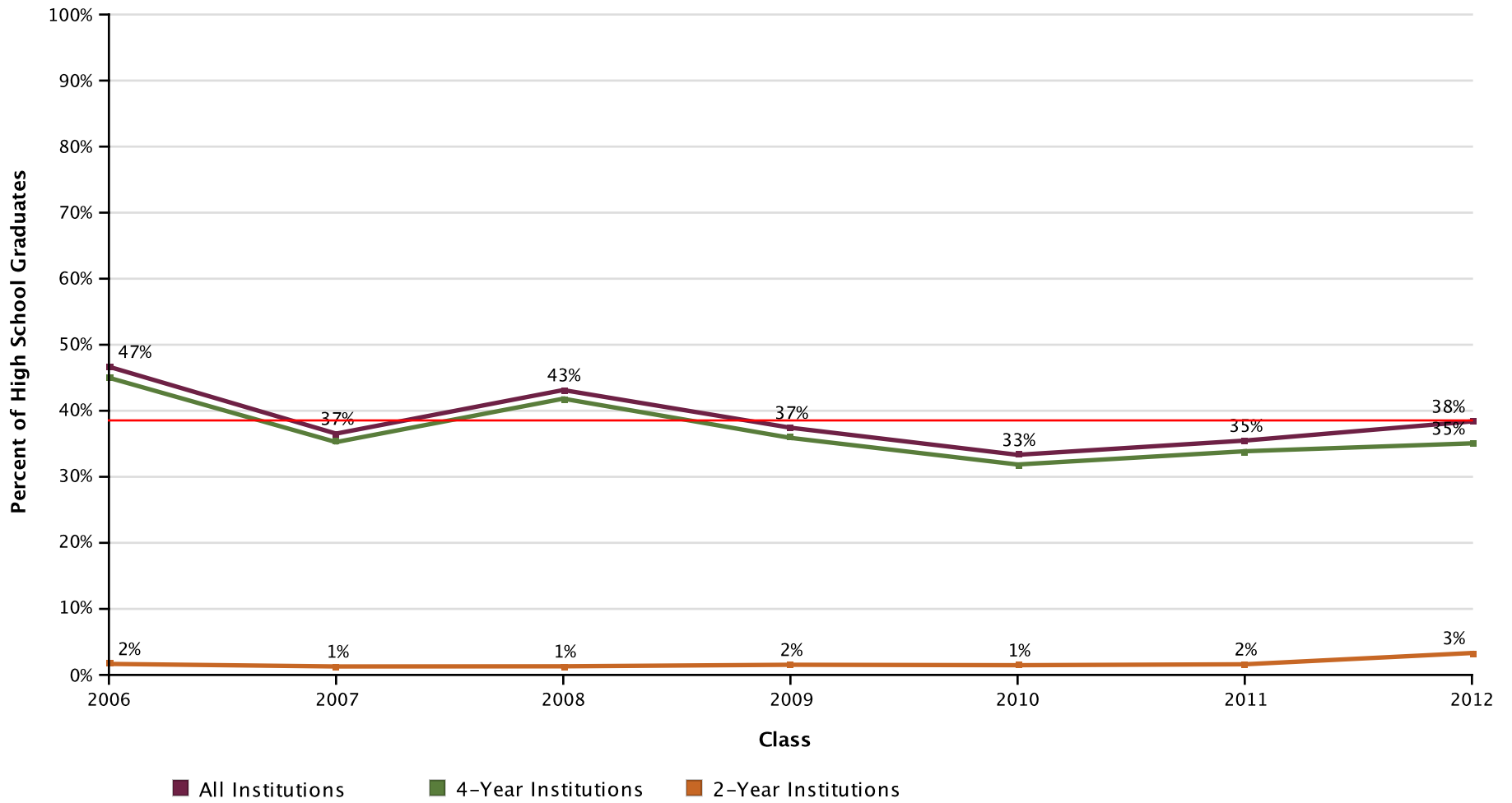
Page 3 of 43

**NATIONAL STUDENT  
CLEARINGHOUSE**

©2012 National Student Clearinghouse. All rights reserved.

## Percent of Students Enrolled in College the Fall Immediately After High School by Institutional Level

Effective Date = November 15, 2012



**AVG = 39%**

IVANNA EUDORA KEAN HIGH SCHOOL

Report Run Date: 03/11/2013 11:35 AM

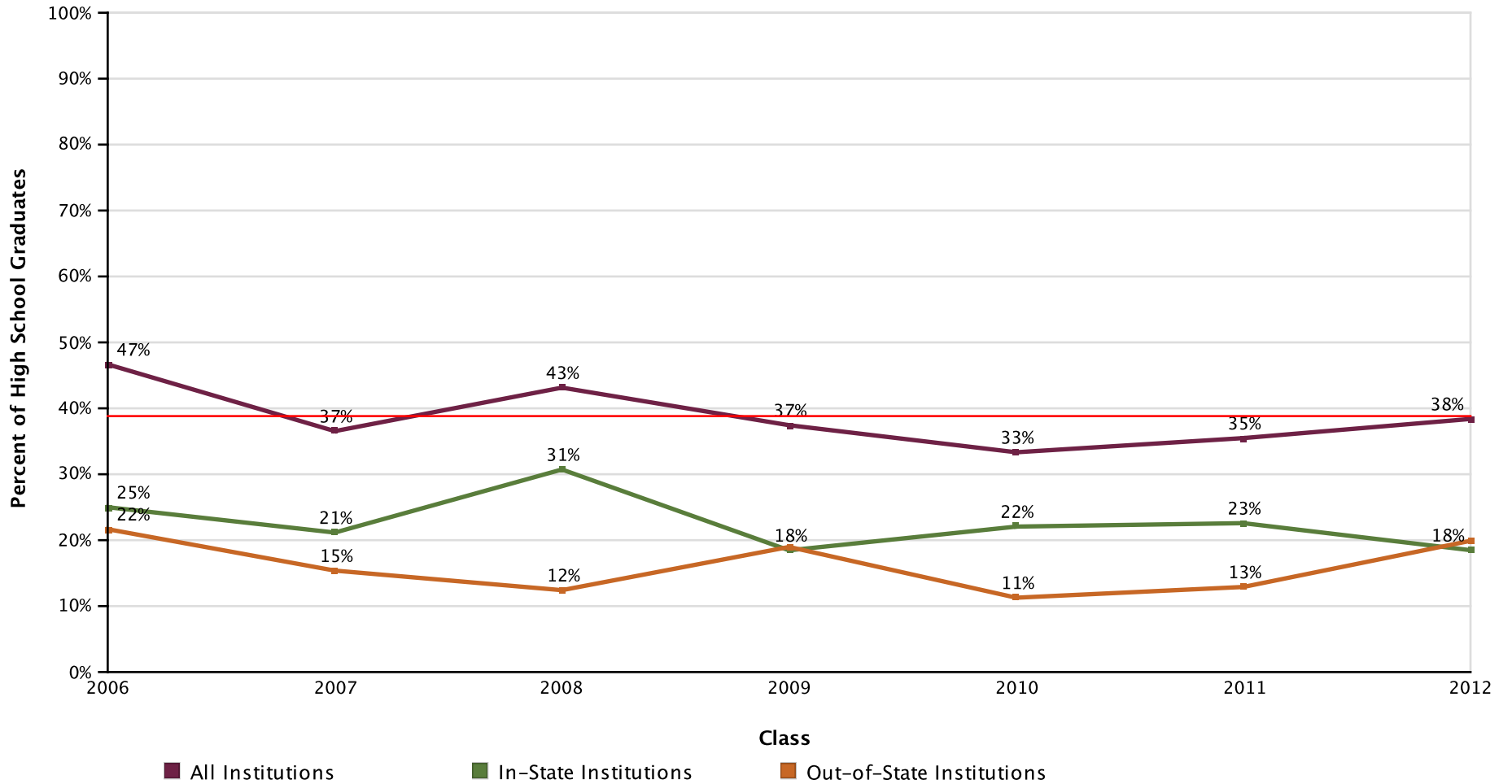
Page 4 of 43

**NATIONAL STUDENT  
CLEARINGHOUSE**

©2012 National Student Clearinghouse. All rights reserved.

## Percent of Students Enrolled in College the Fall Immediately After High School by Institutional Location

Effective Date = November 15, 2012



AVG = 39%

IVANNA EUDORA KEAN HIGH SCHOOL

Report Run Date: 03/11/2013 11:35 AM

Page 5 of 43

**NATIONAL STUDENT  
CLEARINGHOUSE**

©2012 National Student Clearinghouse. All rights reserved.

## Count of Students Enrolled in College the Fall Immediately After High School

Effective Date = November 15, 2012

Class of	2006	2007	2008	2009	2010	2011	2012
<b>Total in the Class</b>	180	156	153	195	204	186	211
<b>Total Enrolled</b>	84	57	66	73	68	66	81
<b>Total in Public</b>	58	38	54	45	52	50	55
<b>Total in Private</b>	26	19	12	28	16	16	26
<b>Total in 4-Year</b>	81	55	64	70	65	63	74
<b>Total in 2-Year</b>	3	2	2	3	3	3	7
<b>Total In-State</b>	45	33	47	36	45	42	39
<b>Total Out-of-State</b>	39	24	19	37	23	24	42

IVANNA EUDORA KEAN HIGH SCHOOL

Report Run Date: 03/11/2013 11:35 AM

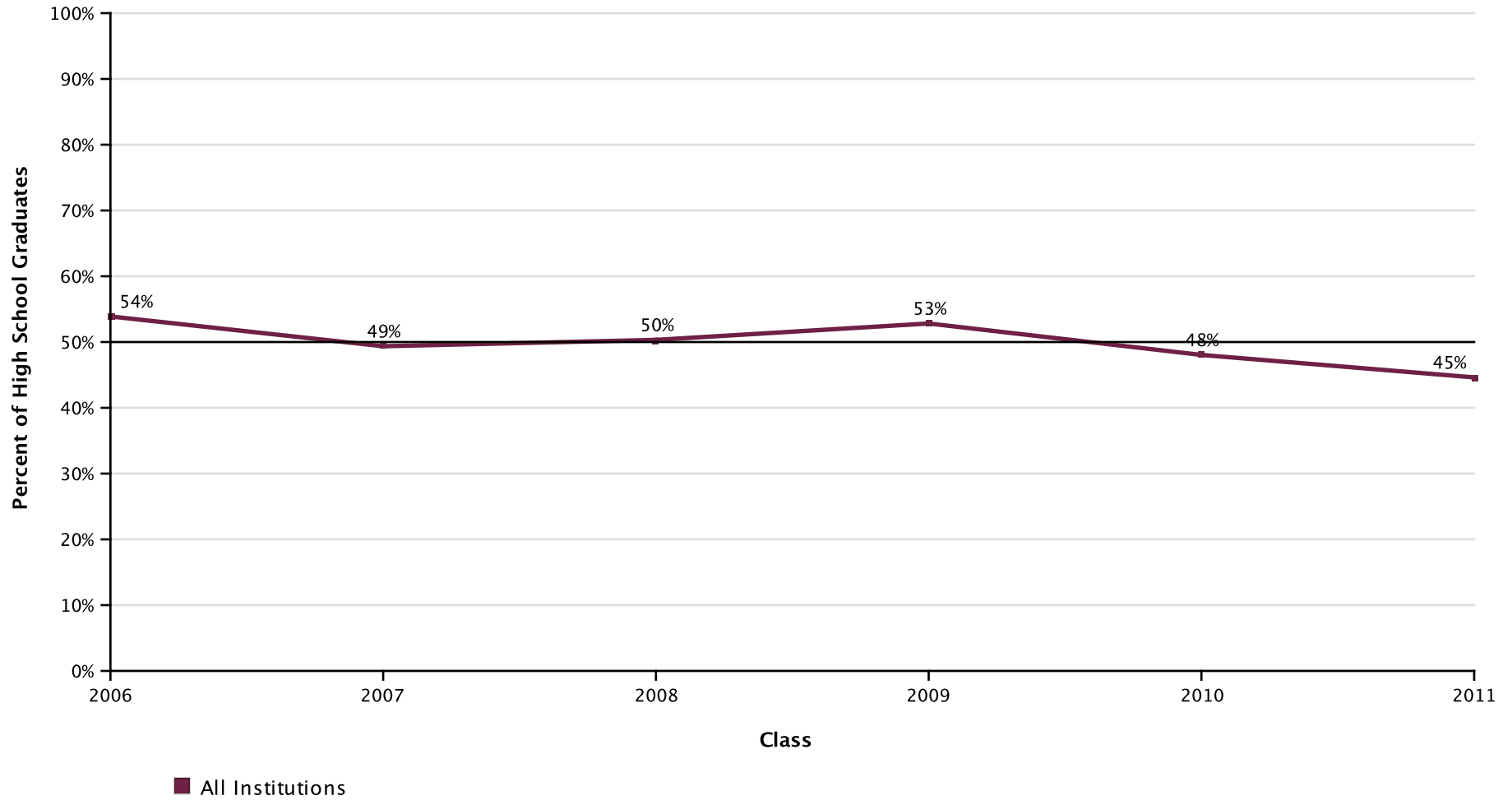
Page 6 of 43

**NATIONAL STUDENT  
CLEARINGHOUSE**

©2012 National Student Clearinghouse. All rights reserved.

# Percent of Students Enrolled in College at Any Time During the First Year After High School

Effective Date = November 15, 2012



AVG = 50%

IVANNA EUDORA KEAN HIGH SCHOOL

Report Run Date: 03/11/2013 11:35 AM

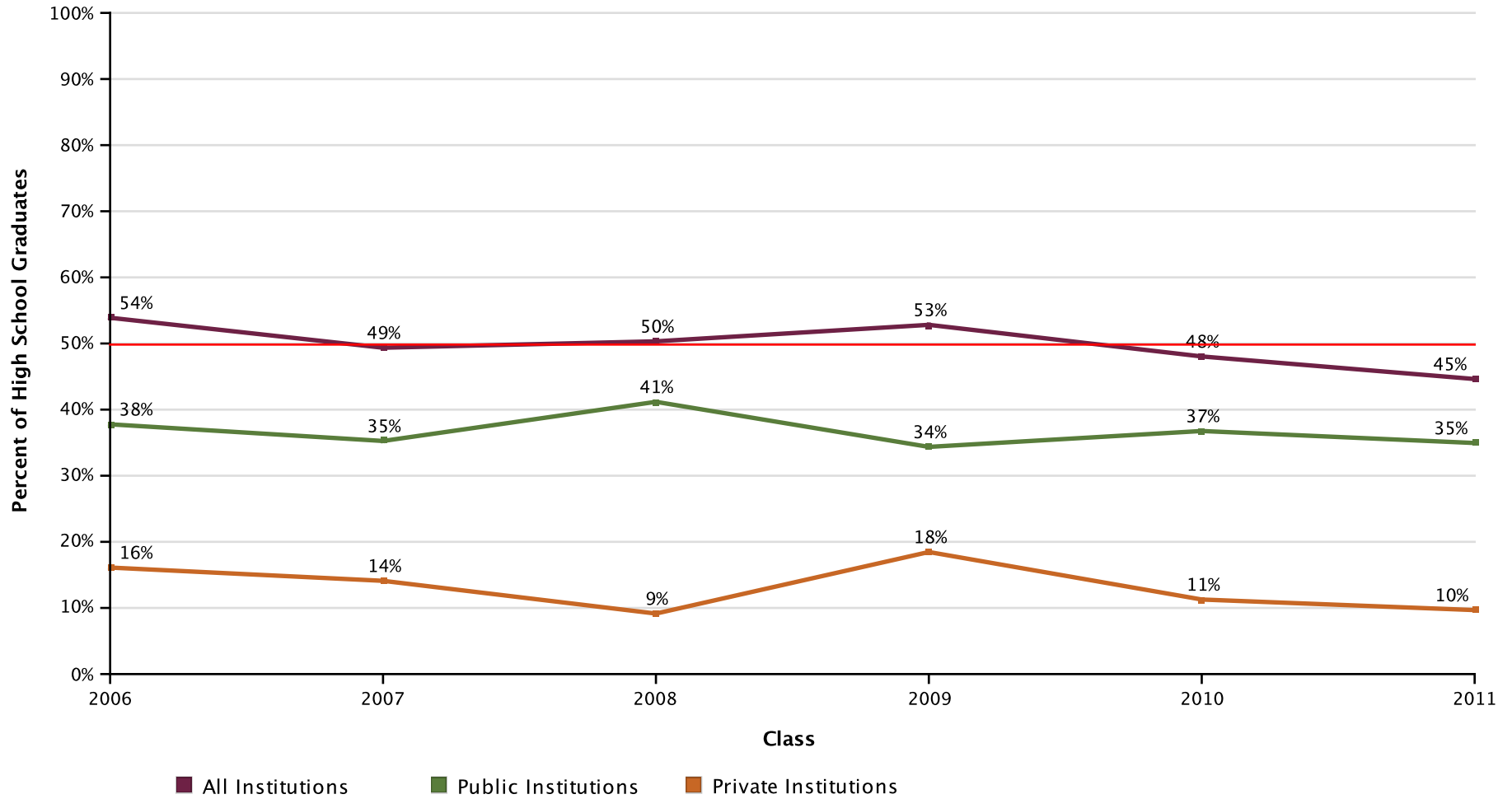
Page 7 of 43

NATIONAL STUDENT  
CLEARINGHOUSE

©2012 National Student Clearinghouse. All rights reserved.

## Percent of Students Enrolled in College at Any Time During the First Year After High School by Institutional Type

Effective Date = November 15, 2012



AVG = 50%

IVANNA EUDORA KEAN HIGH SCHOOL

Report Run Date: 03/11/2013 11:35 AM

Page 8 of 43

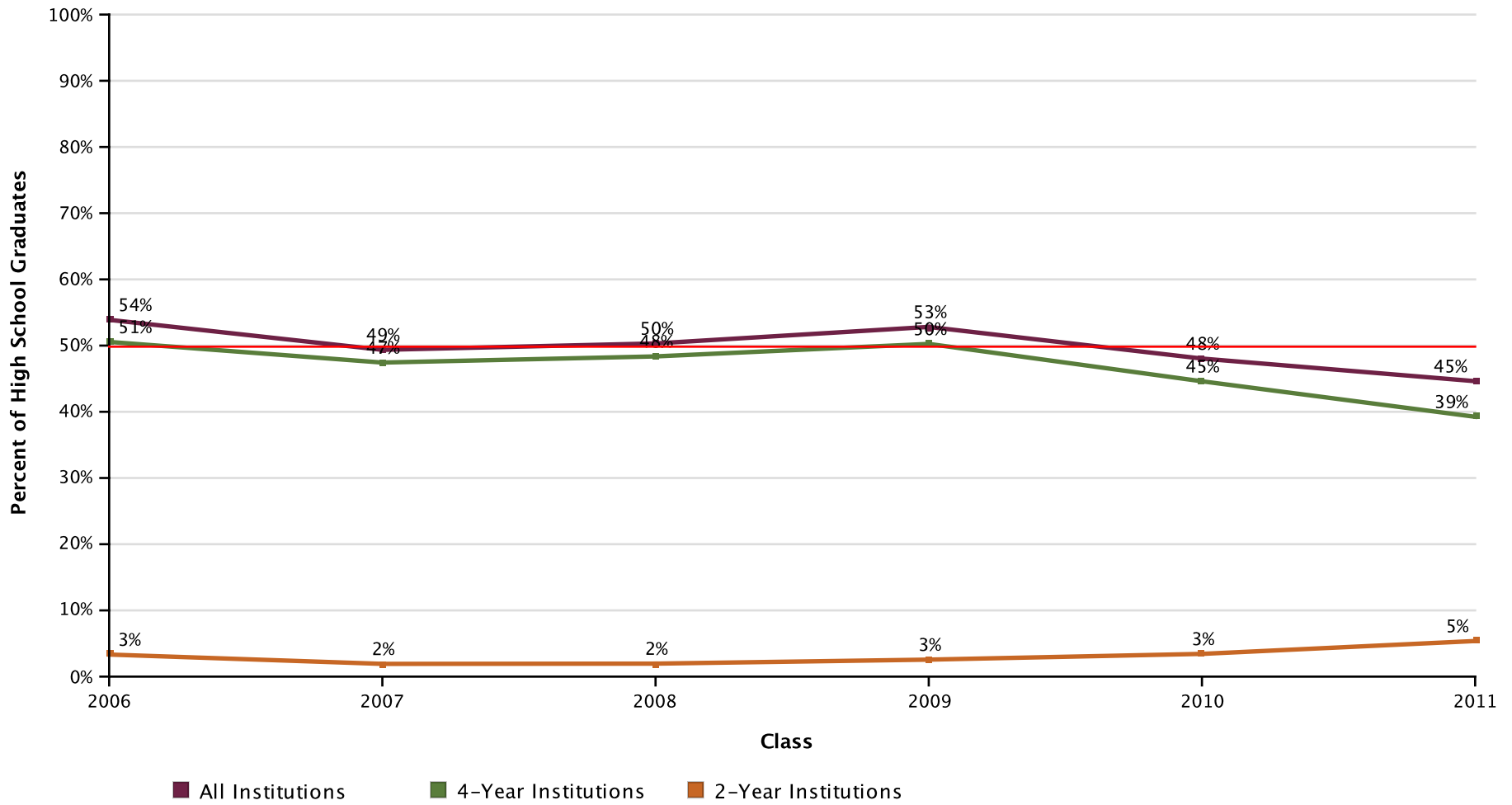
**NATIONAL STUDENT  
CLEARINGHOUSE**

©2012 National Student Clearinghouse. All rights reserved.



## Percent of Students Enrolled in College at Any Time During the First Year After High School by Institutional Level

Effective Date = November 15, 2012



AVG = 50%

IVANNA EUDORA KEAN HIGH SCHOOL

Report Run Date: 03/11/2013 11:35 AM

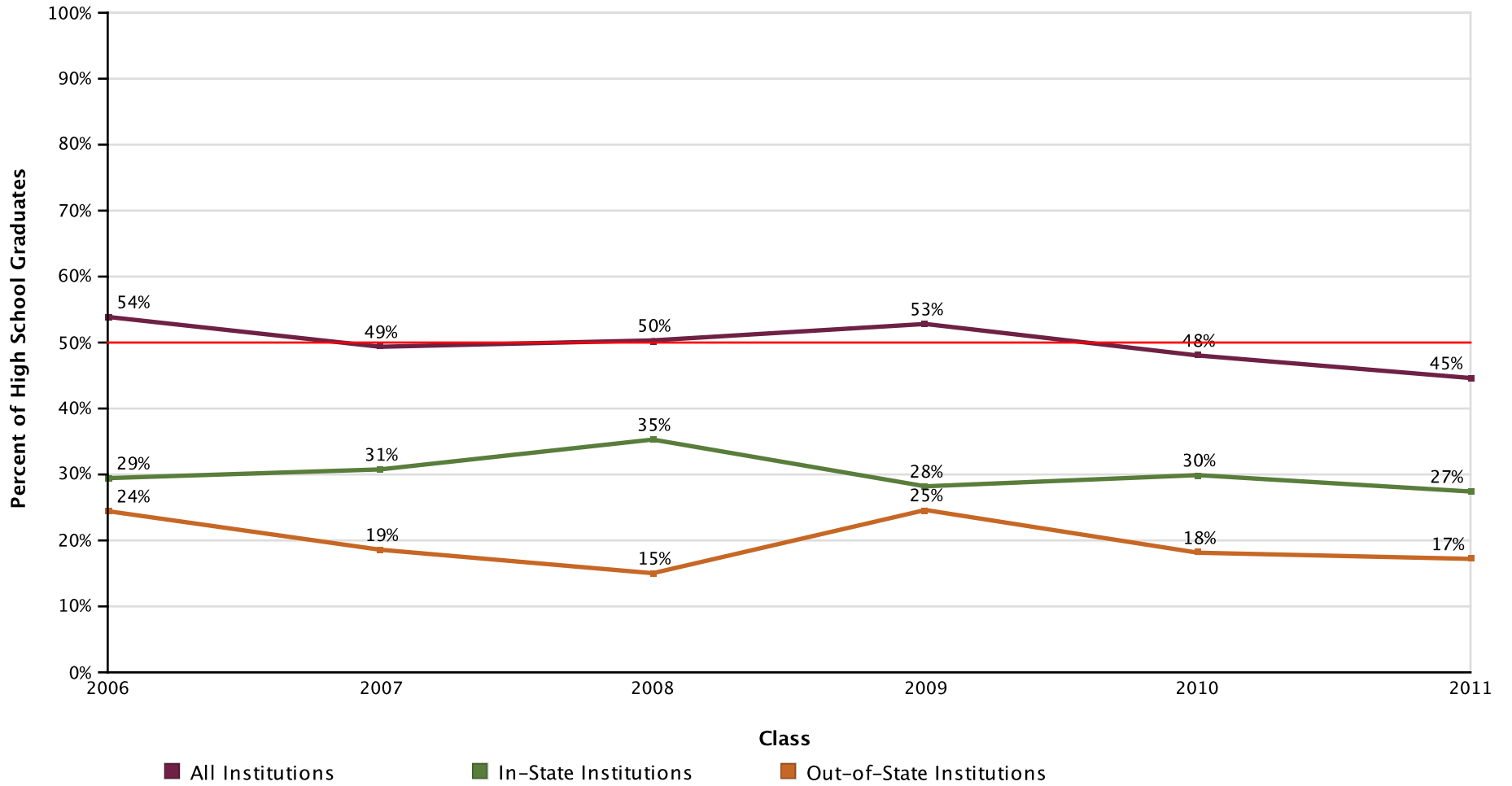
Page 9 of 43

**NATIONAL STUDENT  
CLEARINGHOUSE**

©2012 National Student Clearinghouse. All rights reserved.

## Percent of Students Enrolled in College at Any Time During the First Year After High School by Institutional Location

Effective Date = November 15, 2012



AVG = 50%

IVANNA EUDORA KEAN HIGH SCHOOL

Report Run Date: 03/11/2013 11:35 AM

Page 10 of 43

**NATIONAL STUDENT  
CLEARINGHOUSE**

©2012 National Student Clearinghouse. All rights reserved.

## Count of Students Enrolled in College at Any Time During the First Year After High School

Effective Date = November 15, 2012

Class of	2006	2007	2008	2009	2010	2011
<b>Total in the Class</b>	180	156	153	195	204	186
<b>Total Enrolled</b>	97	77	77	103	98	83
<b>Total in Public</b>	68	55	63	67	75	65
<b>Total in Private</b>	29	22	14	36	23	18
<b>Total in 4-Year</b>	91	74	74	98	91	73
<b>Total in 2-Year</b>	6	3	3	5	7	10
<b>Total In-State</b>	53	48	54	55	61	51
<b>Total Out-Of-State</b>	44	29	23	48	37	32

IVANNA EUDORA KEAN HIGH SCHOOL

Report Run Date: 03/11/2013 11:35 AM

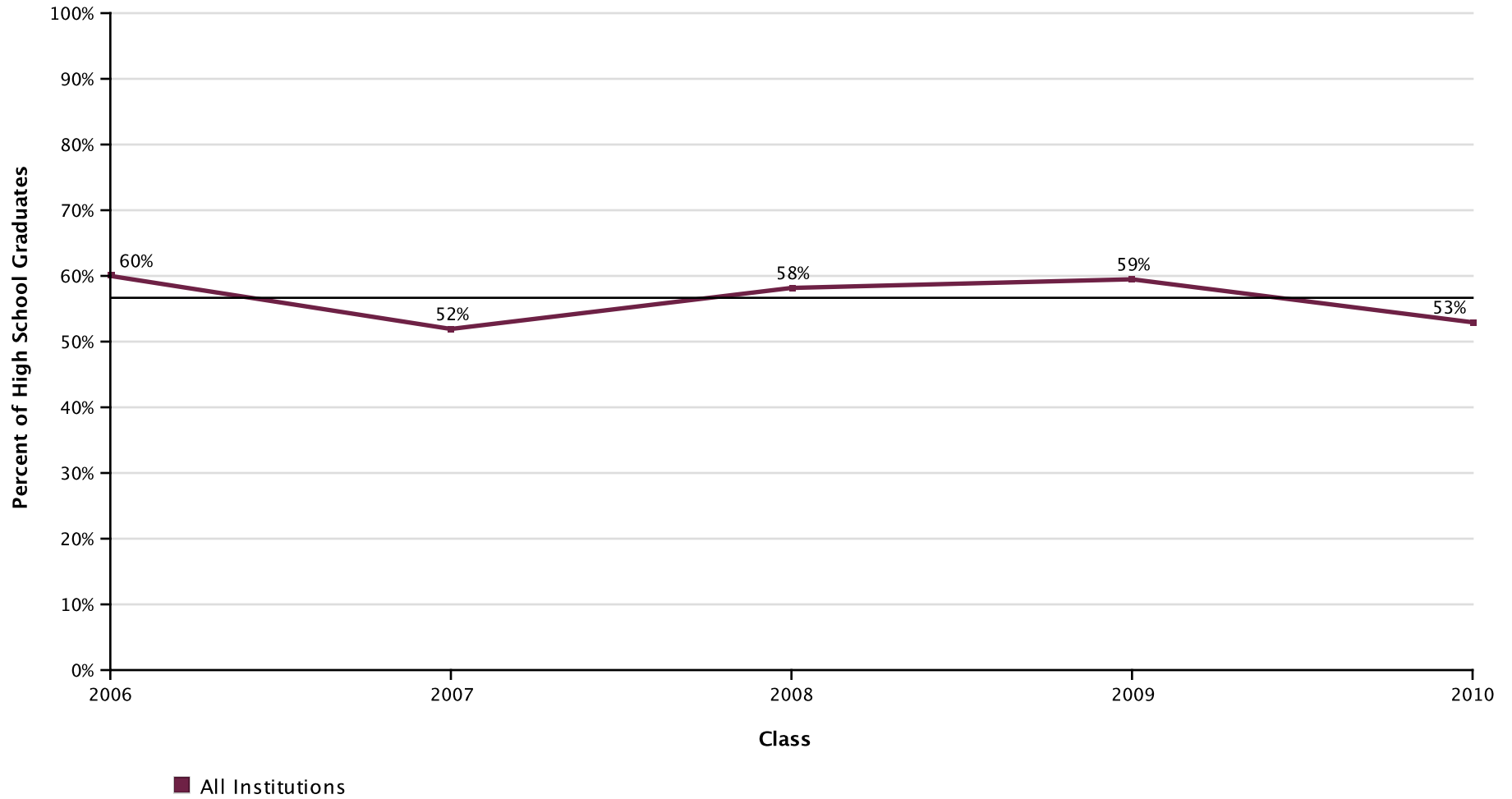
Page 11 of 43

**NATIONAL STUDENT  
CLEARINGHOUSE**

©2012 National Student Clearinghouse. All rights reserved.

# Percent of Students Enrolled in College at Any Time During the First Two Years After High School

Effective Date = November 15, 2012



AVG = 57%

IVANNA EUDORA KEAN HIGH SCHOOL

Report Run Date: 03/11/2013 11:35 AM

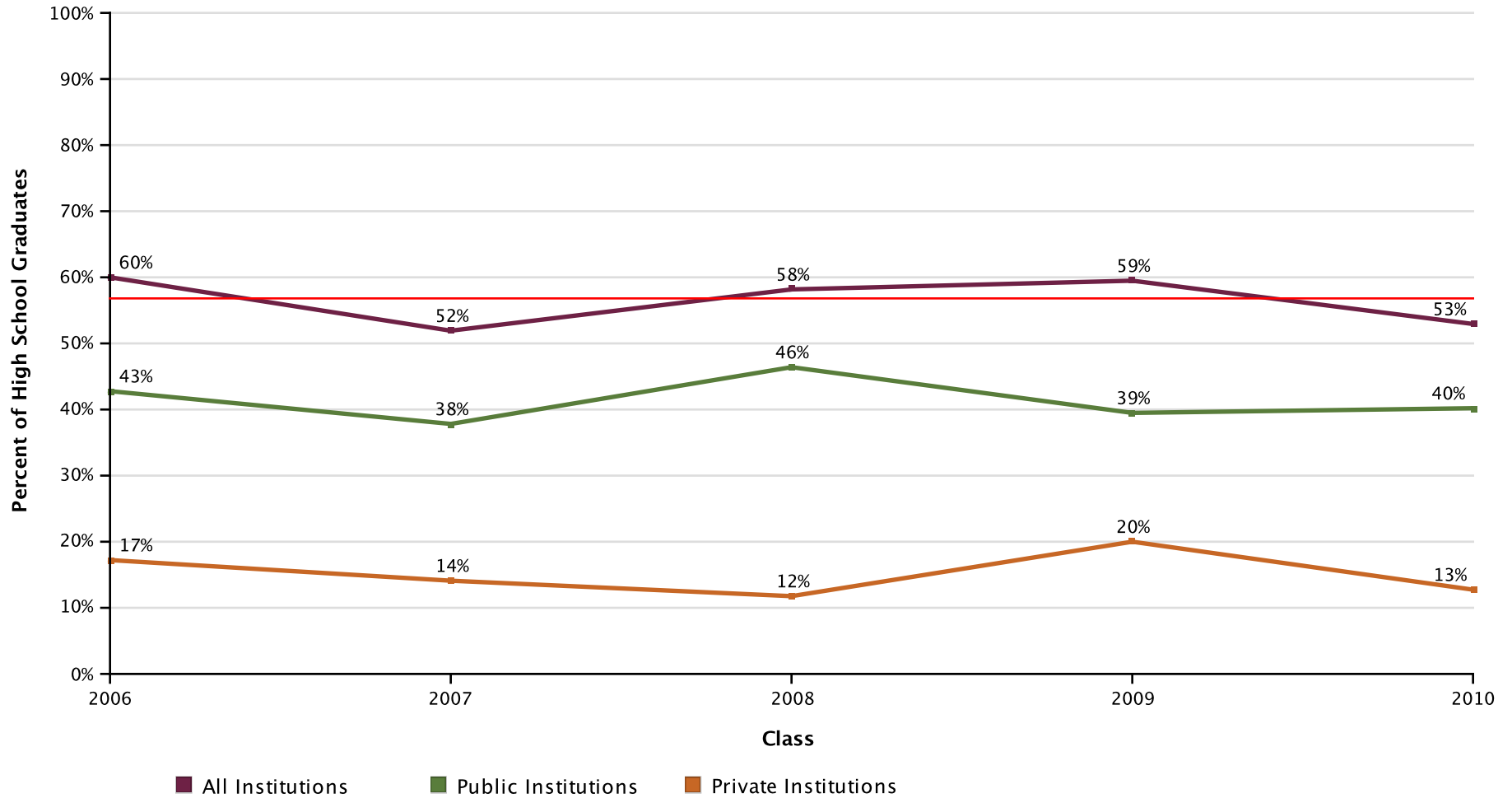
Page 12 of 43

NATIONAL STUDENT  
CLEARINGHOUSE

©2012 National Student Clearinghouse. All rights reserved.

## Percent of Students Enrolled in College at Any Time During the First Two Years After High School by Institutional Type

Effective Date = November 15, 2012



AVG = 57%

IVANNA EUDORA KEAN HIGH SCHOOL

Report Run Date: 03/11/2013 11:35 AM

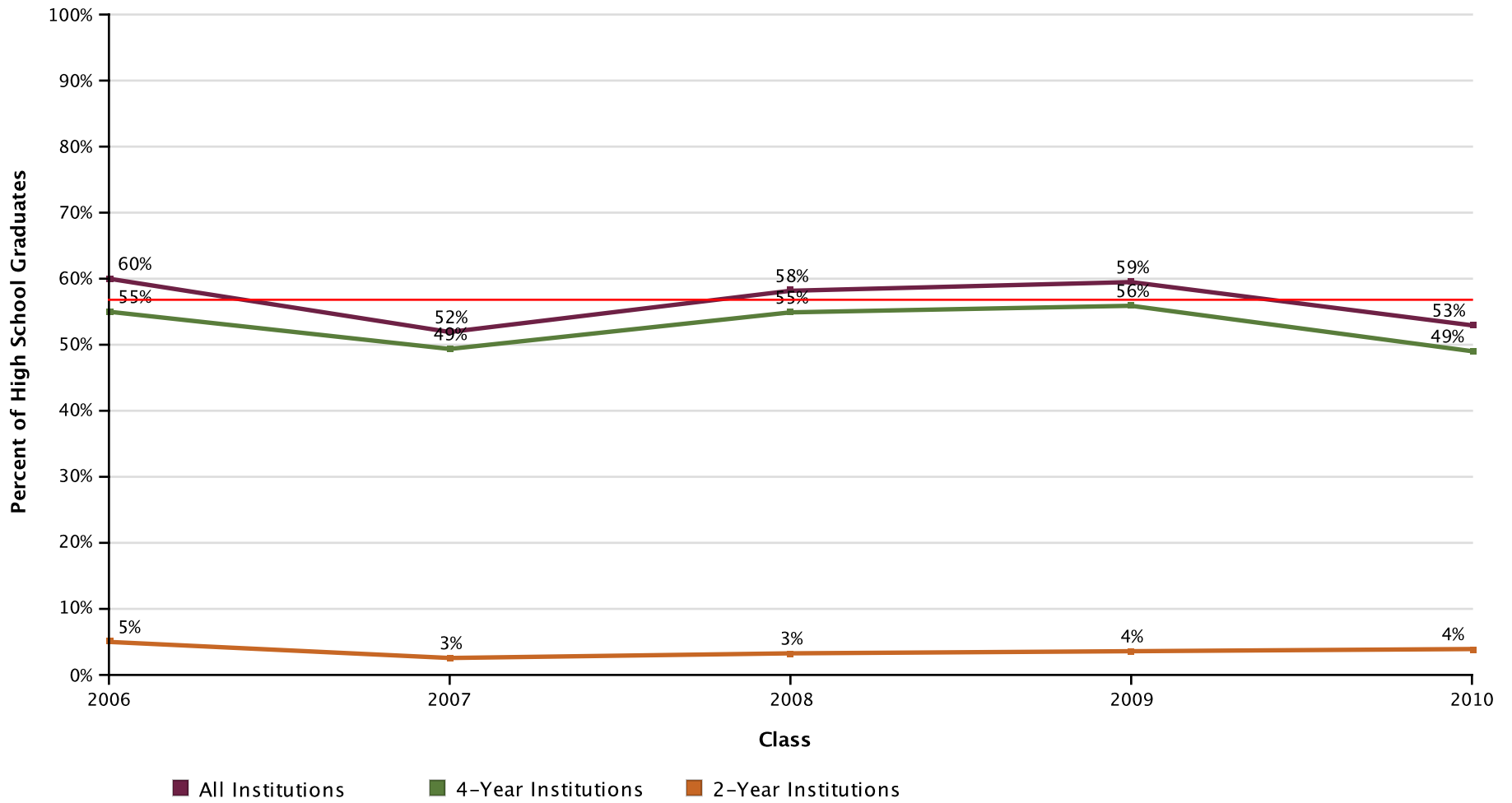
Page 13 of 43

**NATIONAL STUDENT  
CLEARINGHOUSE**

©2012 National Student Clearinghouse. All rights reserved.

## Percent of Students Enrolled in College at Any Time During the First Two Years After High School by Institutional Level

Effective Date = November 15, 2012



AVG = 57%

IVANNA EUDORA KEAN HIGH SCHOOL

Report Run Date: 03/11/2013 11:35 AM

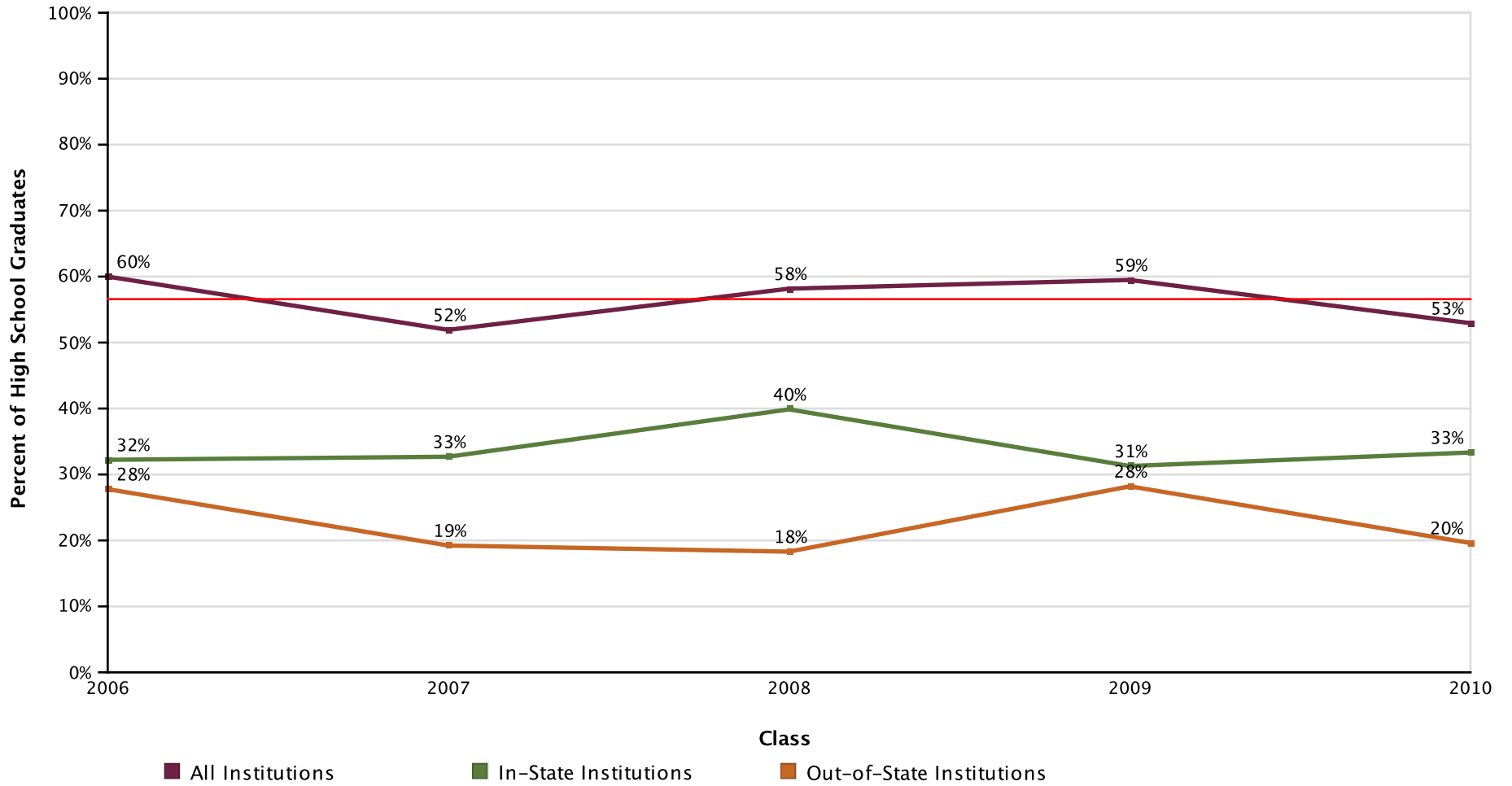
Page 14 of 43

**NATIONAL STUDENT  
CLEARINGHOUSE**

©2012 National Student Clearinghouse. All rights reserved.

## Percent of Students Enrolled in College at Any Time During the First Two Years After High School by Institutional Location

Effective Date = November 15, 2012



**AVG = 57%**

IVANNA EUDORA KEAN HIGH SCHOOL

Report Run Date: 03/11/2013 11:35 AM

Page 15 of 43

**NATIONAL STUDENT  
CLEARINGHOUSE**

©2012 National Student Clearinghouse. All rights reserved.

## Count of Students Enrolled in College at Any Time During the First Two Years After High School

Effective Date = November 15, 2012

Class of	2006	2007	2008	2009	2010
Total in the Class	180	156	153	195	204
Total Enrolled	108	81	89	116	108
Total in Public	77	59	71	77	82
Total in 4-Year	99	77	84	109	100
Total in Private	31	22	18	39	26
Total in 2-Year	9	4	5	7	8
Total In-State	58	51	61	61	68
Total Out-of-State	50	30	28	55	40

IVANNA EUDORA KEAN HIGH SCHOOL

Report Run Date: 03/11/2013 11:35 AM

Page 16 of 43

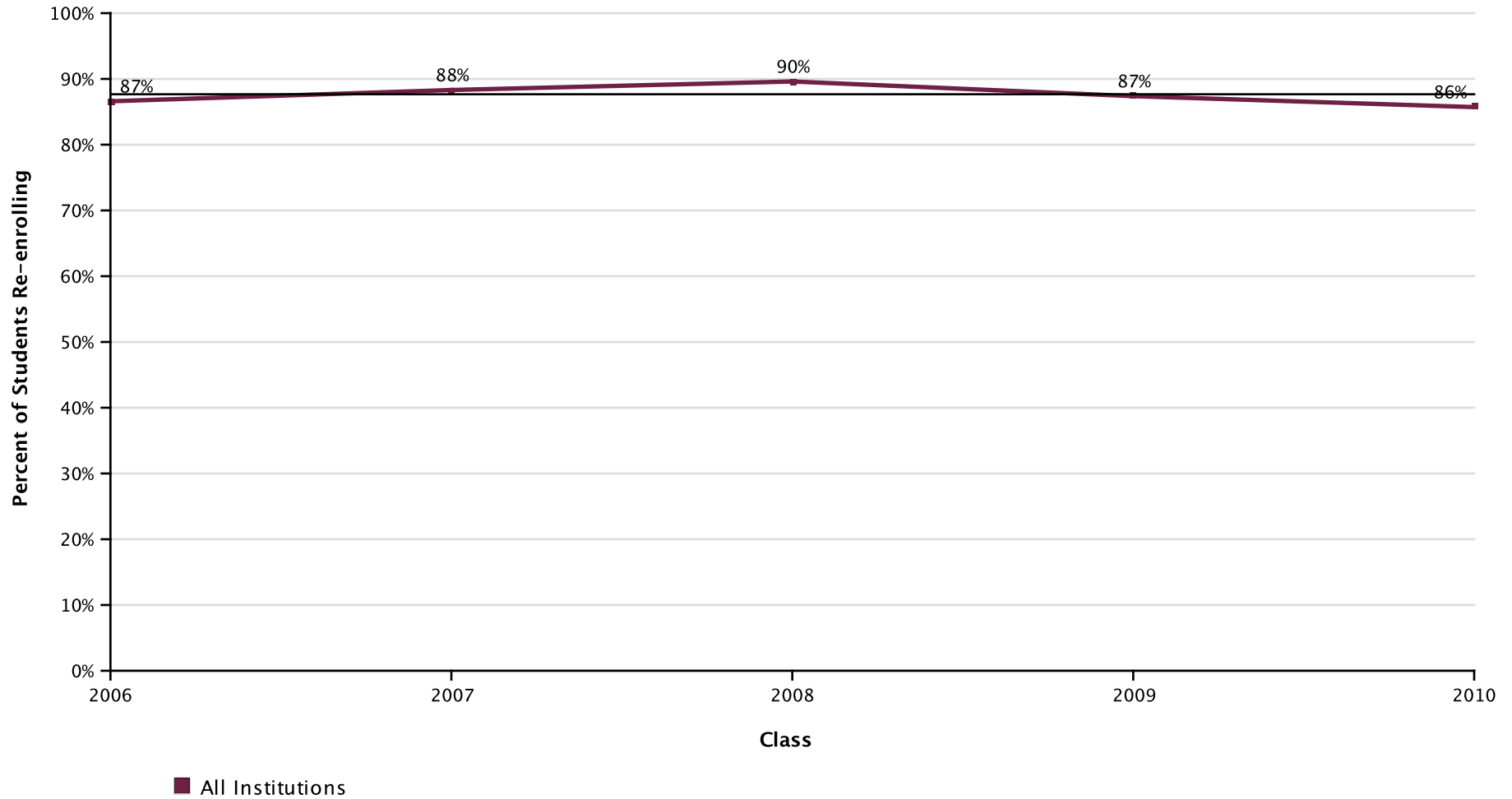
**NATIONAL STUDENT  
CLEARINGHOUSE**

©2012 National Student Clearinghouse. All rights reserved.



## Percent of Students Enrolled in College the First Year After High School Who Returned for a Second Year (Freshman to Sophomore Persistence)

Effective Date = November 15, 2012



AVG = 87%

IVANNA EUDORA KEAN HIGH SCHOOL

Report Run Date: 03/11/2013 11:35 AM

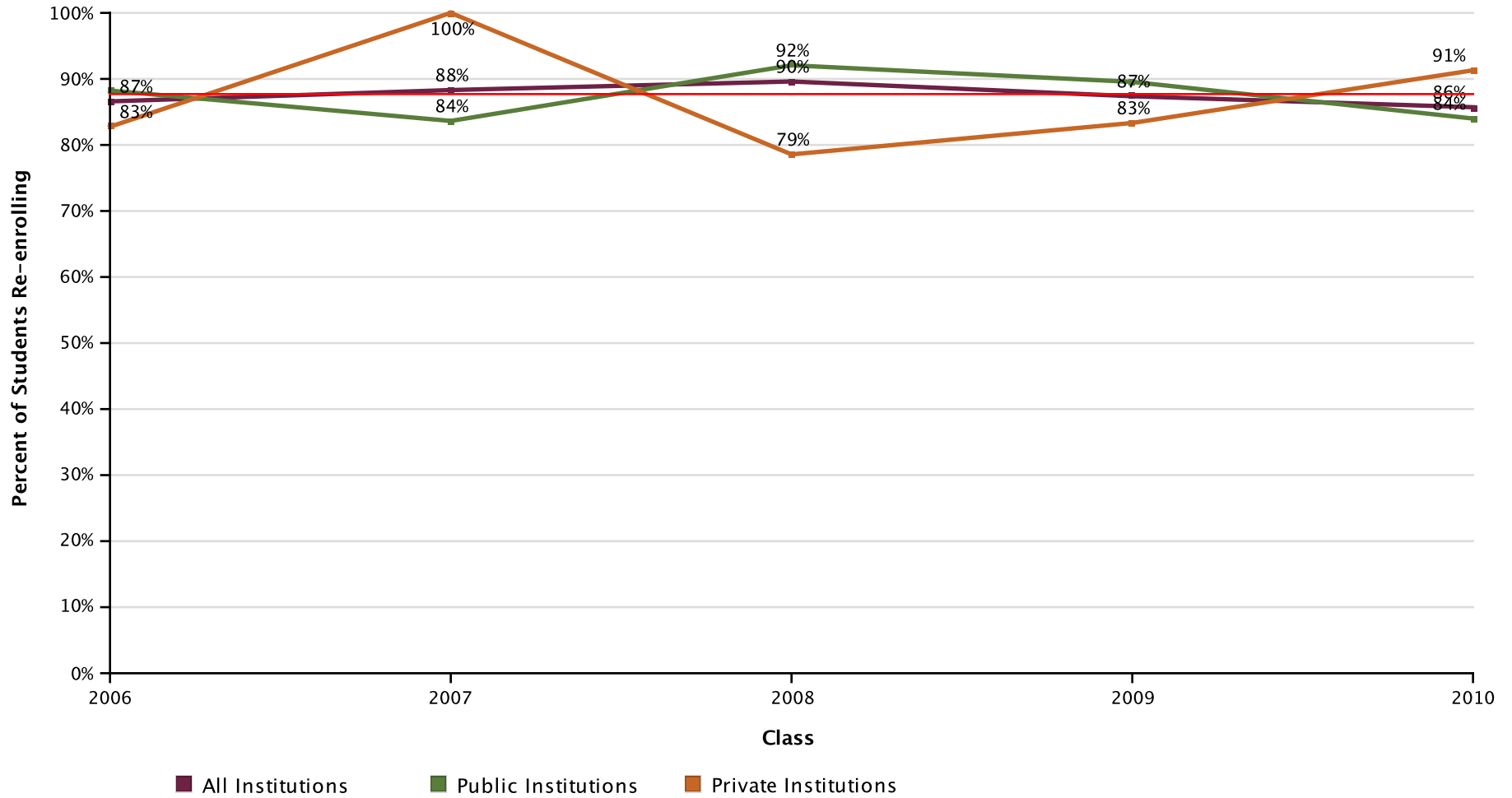
Page 17 of 43

NATIONAL STUDENT  
CLEARINGHOUSE

©2012 National Student Clearinghouse. All rights reserved.

## Percent of Students Enrolled in College the First Year After High School Who Returned for a Second Year (Freshman to Sophomore Persistence) by Institutional Type

Effective Date = November 15, 2012



**AVG = 87%**

IVANNA EUDORA KEAN HIGH SCHOOL

Report Run Date: 03/11/2013 11:35 AM

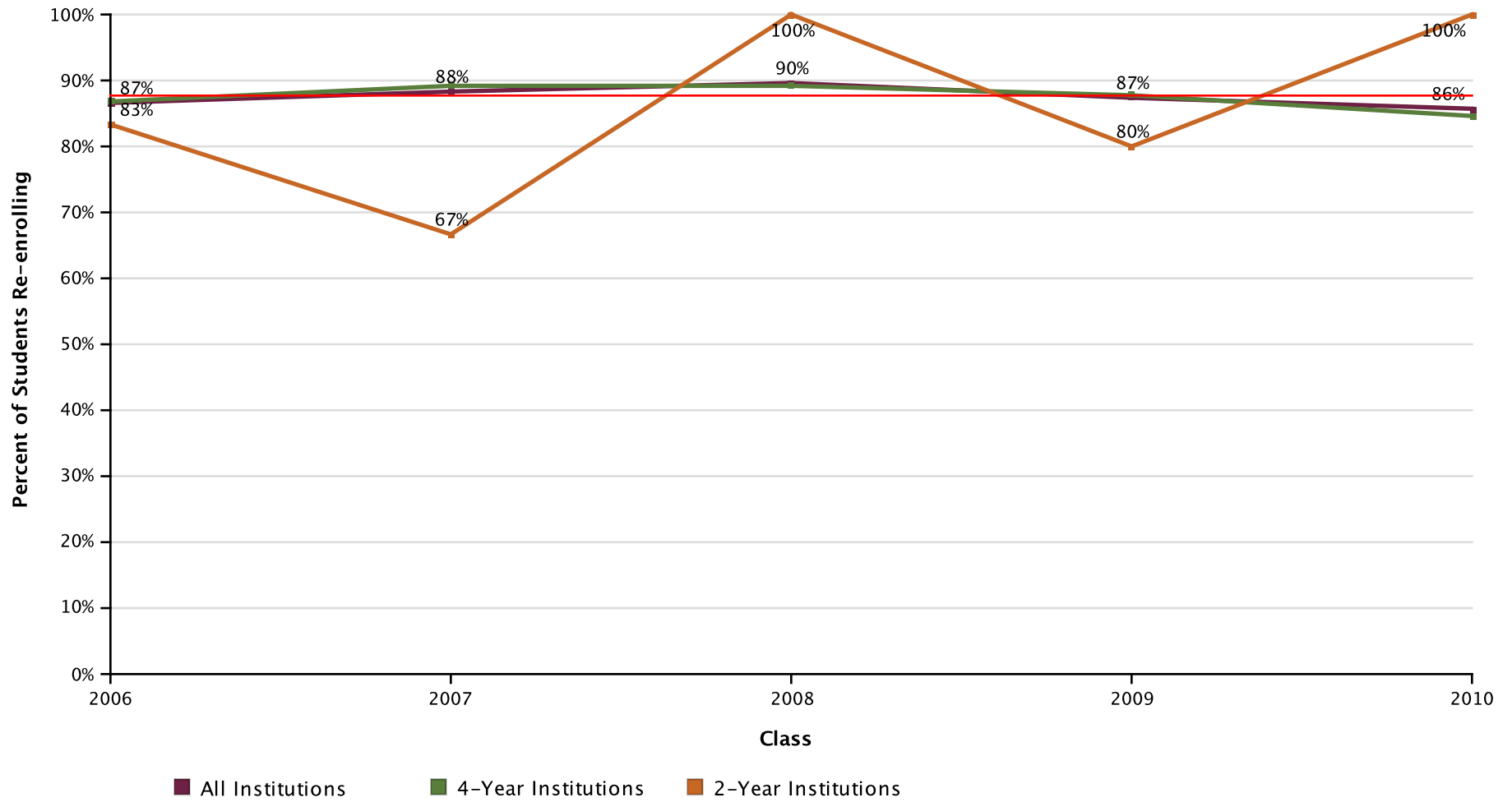
Page 18 of 43

**NATIONAL STUDENT  
CLEARINGHOUSE**

©2012 National Student Clearinghouse. All rights reserved.

## Percent of Students Enrolled in College the First Year After High School Who Returned for a Second Year (Freshman to Sophomore Persistence) by Institutional Level

Effective Date = November 15, 2012



**AVG = 87%**

IVANNA EUDORA KEAN HIGH SCHOOL

Report Run Date: 03/11/2013 11:35 AM

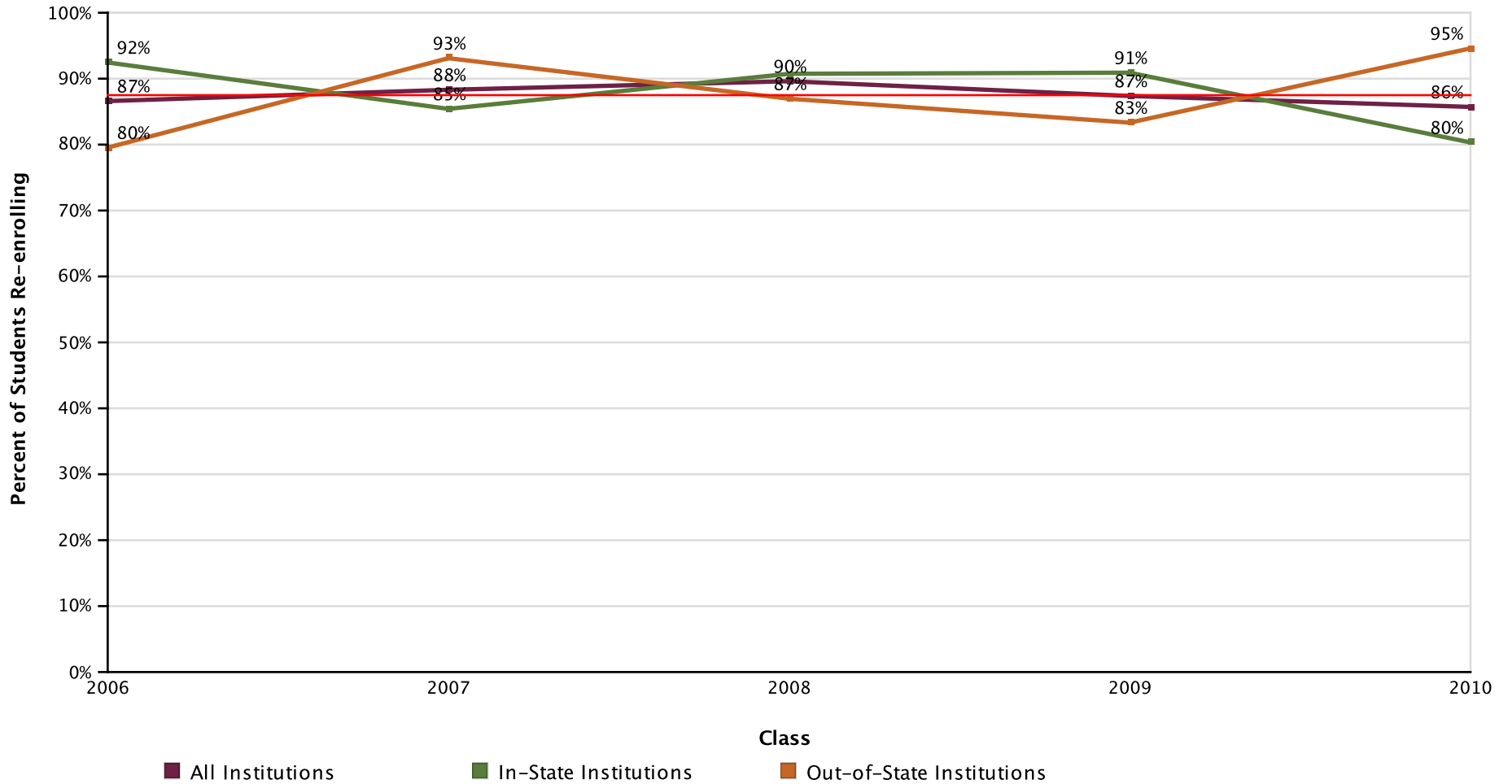
Page 19 of 43

**NATIONAL STUDENT  
CLEARINGHOUSE**

©2012 National Student Clearinghouse. All rights reserved.

## Percent of Students Enrolled in College the First Year After High School Who Returned for a Second Year (Freshman to Sophomore Persistence) by Institutional Location

Effective Date = November 15, 2012



**AVG = 87%**

IVANNA EUDORA KEAN HIGH SCHOOL

Report Run Date: 03/11/2013 11:35 AM

Page 20 of 43

**NATIONAL STUDENT  
CLEARINGHOUSE**

©2012 National Student Clearinghouse. All rights reserved.

**Count of Students Enrolled in College the First Year After High School Who Returned  
for a Second Year (Freshman to Sophomore Persistence)**

Effective Date = November 15, 2012

<b>Class of</b>	<b>2006</b>	<b>2007</b>	<b>2008</b>	<b>2009</b>	<b>2010</b>
<b>Total in the Class</b>	180	156	153	195	204
<b>Enrolled Anywhere 1st Year</b>	97	77	77	103	98
<b>Enrolled Anywhere 2nd Year</b>	84	68	69	90	84
<b>In Public 1st Year</b>	68	55	63	67	75
<b>Enrolled Anywhere 2nd Year</b>	60	46	58	60	63
<b>In Private 1st Year</b>	29	22	14	36	23
<b>Enrolled Anywhere 2nd Year</b>	24	22	11	30	21
<b>In 4-Year 1st Year</b>	91	74	74	98	91
<b>Enrolled Anywhere 2nd Year</b>	79	66	66	86	77
<b>In 2-Year 1st Year</b>	6	3	3	5	7
<b>Enrolled Anywhere 2nd Year</b>	5	2	3	4	7
<b>In-State 1st Year</b>	53	48	54	55	61
<b>Enrolled Anywhere 2nd Year</b>	49	41	49	50	49
<b>Out-of-State 1st Year</b>	44	29	23	48	37
<b>Enrolled Anywhere 2nd Year</b>	35	27	20	40	35

IVANNA EUDORA KEAN HIGH SCHOOL

Report Run Date: 03/11/2013 11:35 AM

Page 21 of 43

**NATIONAL STUDENT  
CLEARINGHOUSE**

©2012 National Student Clearinghouse. All rights reserved.

# Percent of High School Class Who Completed a Degree Within Six Years

Effective Date = November 15, 2012



AVG = 27%

IVANNA EUDORA KEAN HIGH SCHOOL

Report Run Date: 03/11/2013 11:35 AM

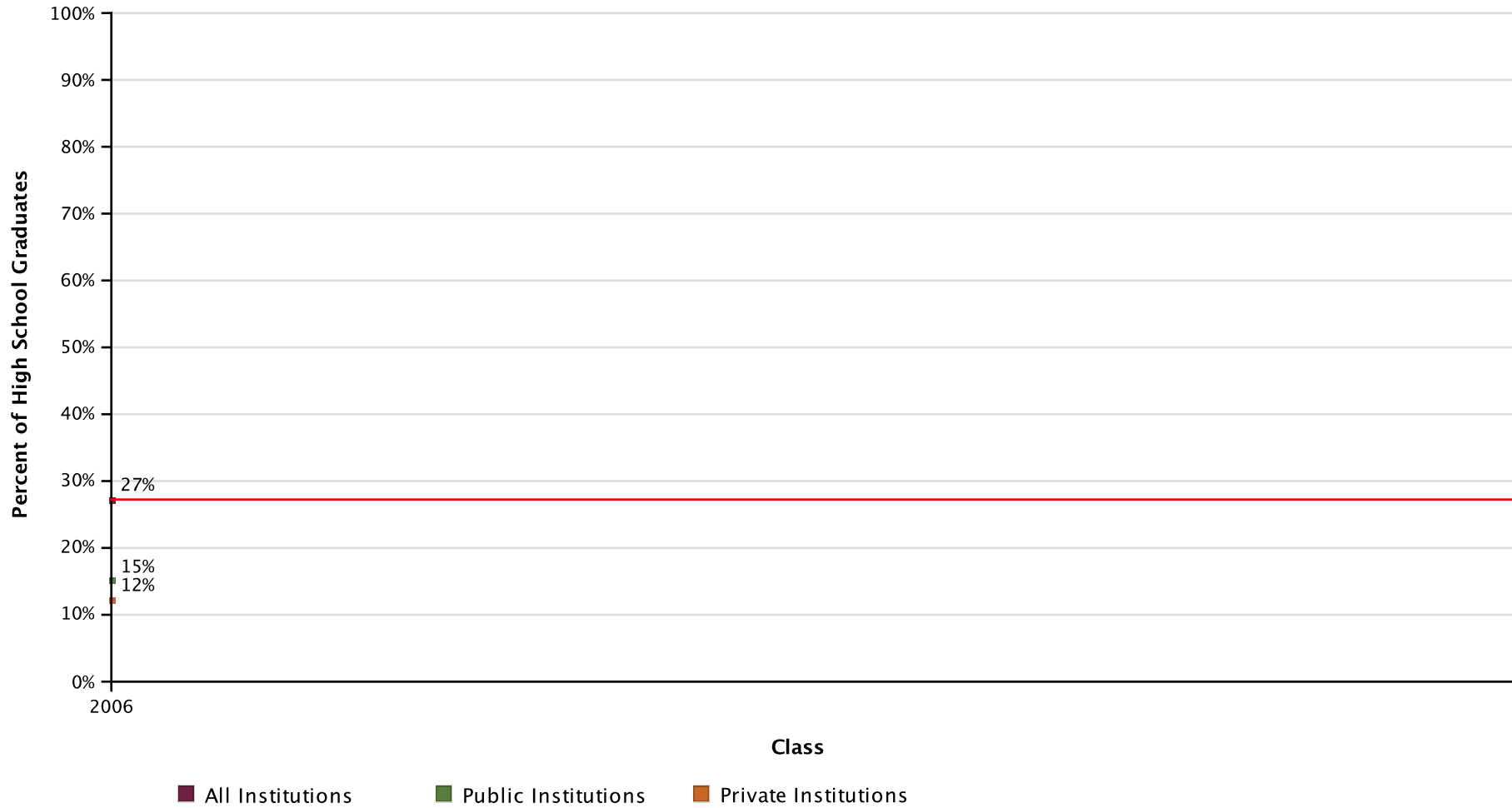
Page 22 of 43

**NATIONAL STUDENT  
CLEARINGHOUSE**

©2012 National Student Clearinghouse. All rights reserved.

# Percent of High School Class Who Completed a Degree Within Six Years by Institutional Type

Effective Date = November 15, 2012



AVG = 27%

IVANNA EUDORA KEAN HIGH SCHOOL

Report Run Date: 03/11/2013 11:35 AM

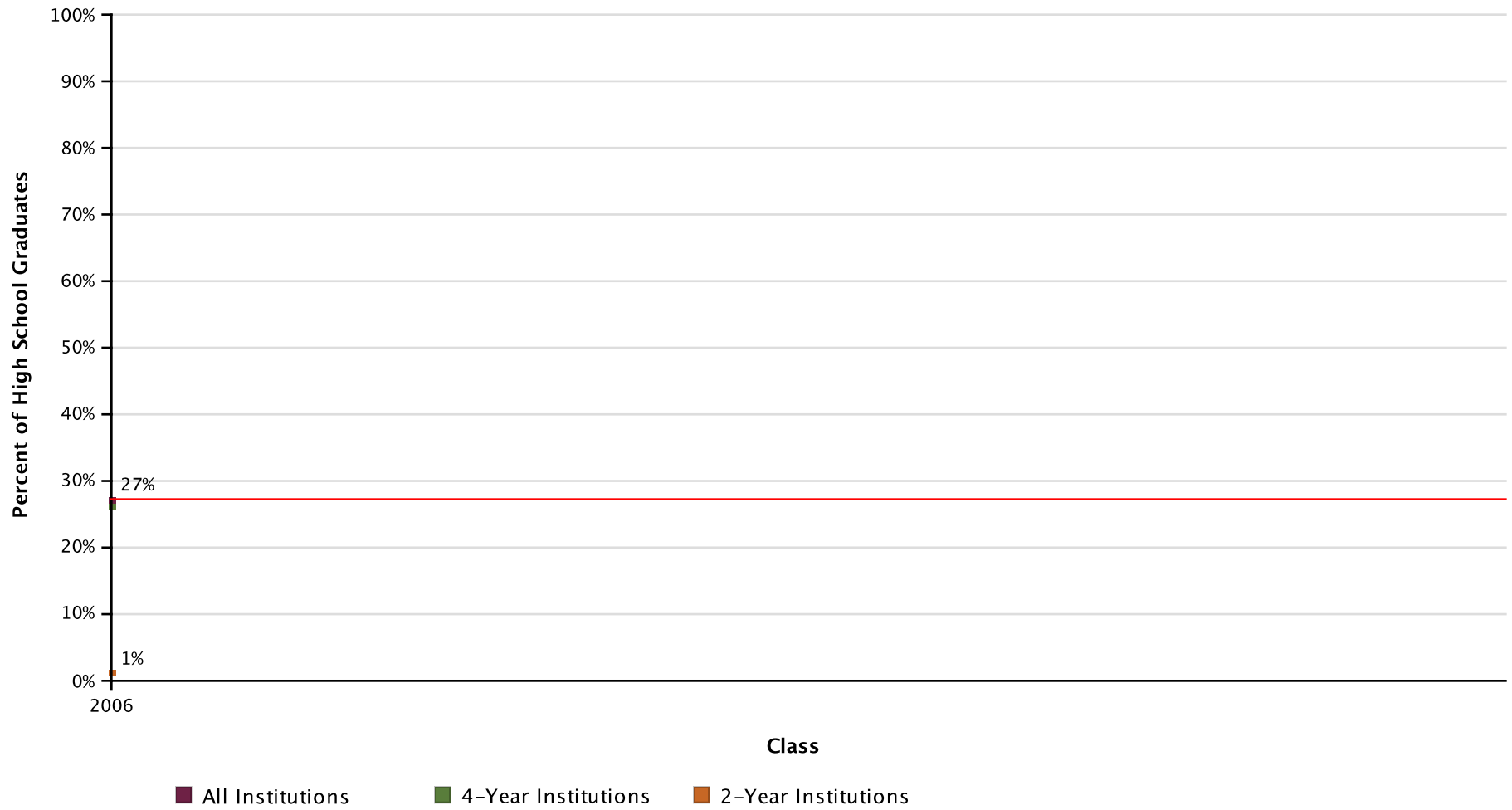
Page 23 of 43

NATIONAL STUDENT  
CLEARINGHOUSE

©2012 National Student Clearinghouse. All rights reserved.

# Percent of High School Class Who Completed a Degree Within Six Years by Institutional Level

Effective Date = November 15, 2012



AVG = 27%

IVANNA EUDORA KEAN HIGH SCHOOL

Report Run Date: 03/11/2013 11:35 AM

Page 24 of 43

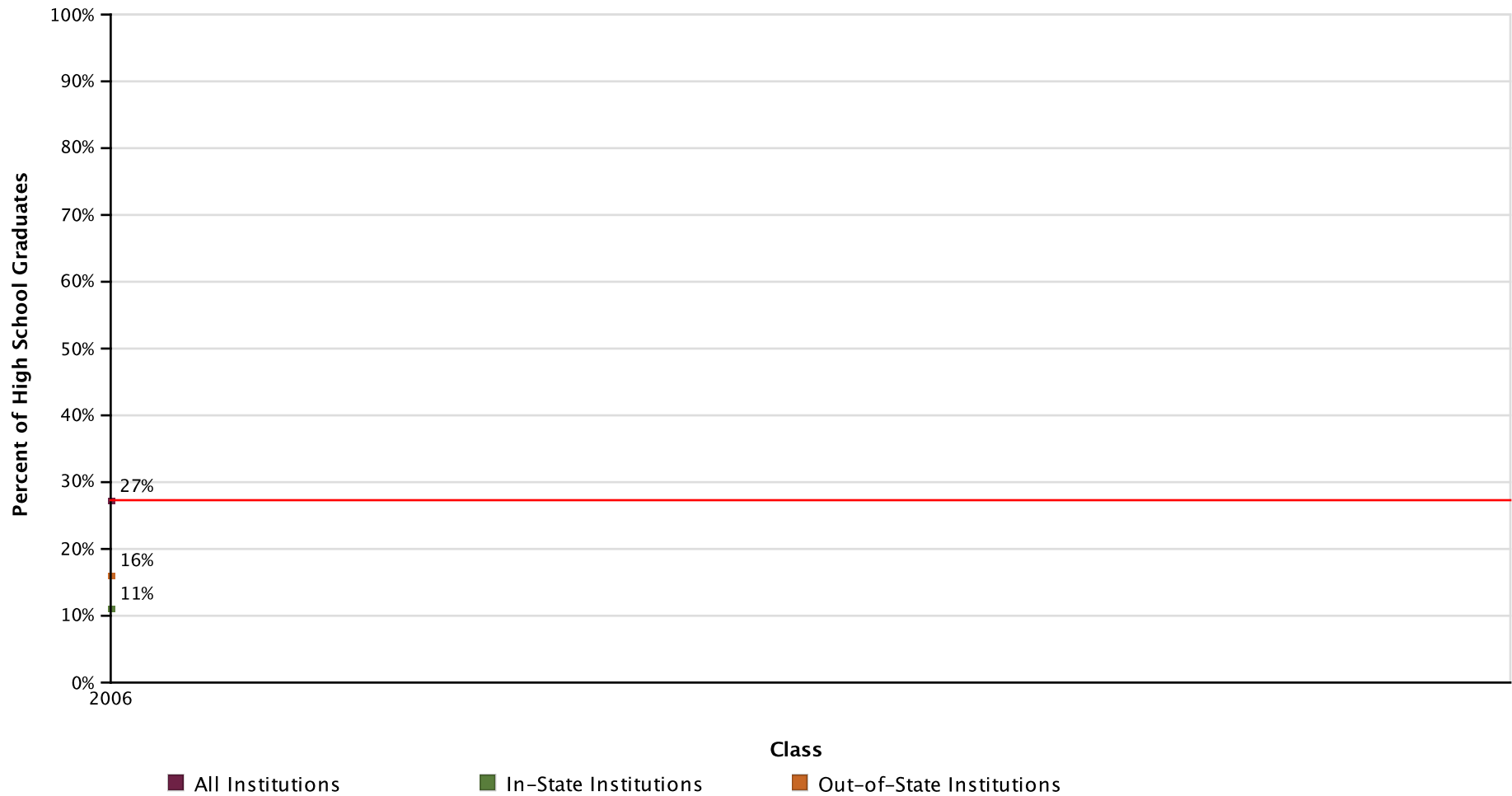
NATIONAL STUDENT  
CLEARINGHOUSE

©2012 National Student Clearinghouse. All rights reserved.



# Percent of High School Class Who Completed a Degree Within Six Years by Institutional Location

Effective Date = November 15, 2012



AVG = 27%

IVANNA EUDORA KEAN HIGH SCHOOL

Report Run Date: 03/11/2013 11:35 AM

Page 25 of 43

NATIONAL STUDENT  
CLEARINGHOUSE

©2012 National Student Clearinghouse. All rights reserved.

## Count of High School Graduates with a College Degree

Effective Date = November 15, 2012

Class of	2006
Total in the Class	180
Total With a Degree	49
Total from Public	27
Total from Private	22
Total from 4-Year	47
Total from 2-Year	2
Total In-State	20
Total Out-Of-State	29

IVANNA EUDORA KEAN HIGH SCHOOL

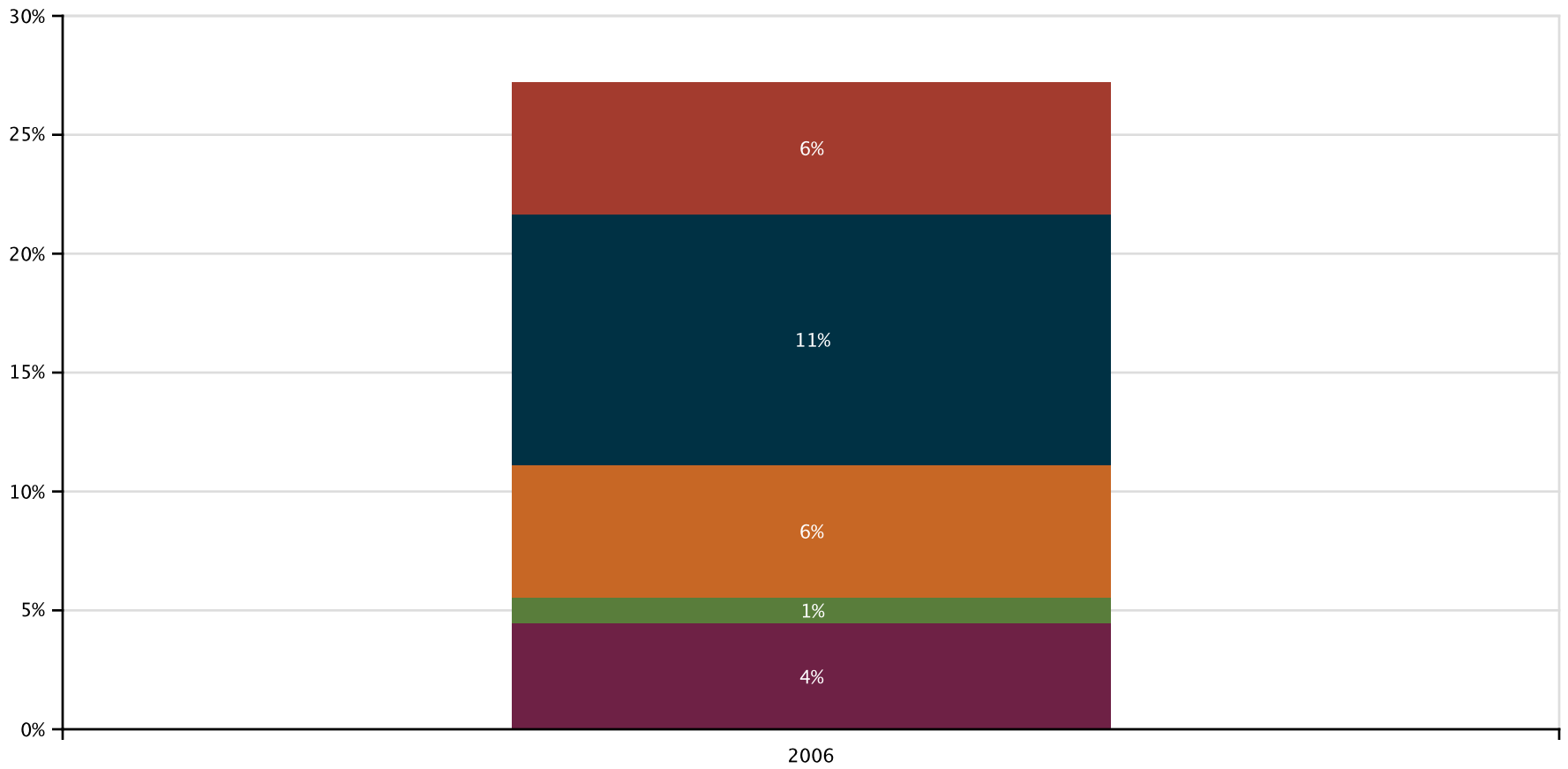
Report Run Date: 03/11/2013 11:35 AM

Page 26 of 43

**NATIONAL STUDENT  
CLEARINGHOUSE**

©2012 National Student Clearinghouse. All rights reserved.

### Time to College Graduation Within Six Years (Associate's, Bachelor's and Higher)



Graduated in 2 Years or Less
  Graduated in 3 Years
  Graduated in 4 Years
  Graduated in 5 Years
  Graduated in 6 Years

## Count of Time to College Graduation within Six Years

Class of	2006
Total In the Class	180
Graduated in 2 Years or Less	8
Graduated in 3 Years	2
Graduated in 4 Years	10
Graduated in 5 Years	19
Graduated in 6 Years	10

IVANNA EUDORA KEAN HIGH SCHOOL

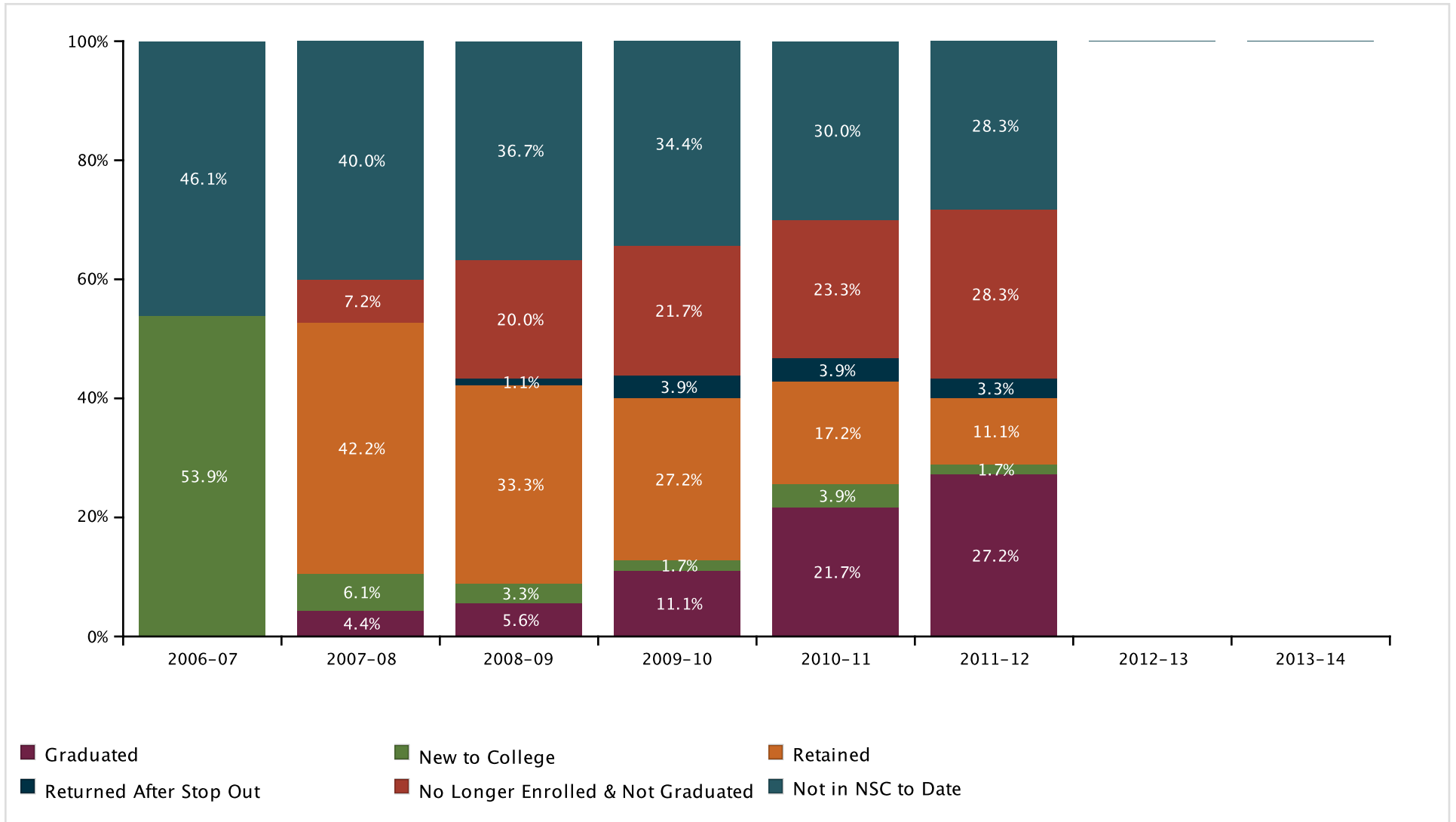
Report Run Date: 03/11/2013 11:35 AM

Page 28 of 43

**NATIONAL STUDENT  
CLEARINGHOUSE**

©2012 National Student Clearinghouse. All rights reserved.

### Class of 2006 Postsecondary Enrollment and Progress



IVANNA EUDORA KEAN HIGH SCHOOL

Report Run Date: 03/11/2013 11:35 AM

Page 29 of 43

**NATIONAL STUDENT  
CLEARINGHOUSE**

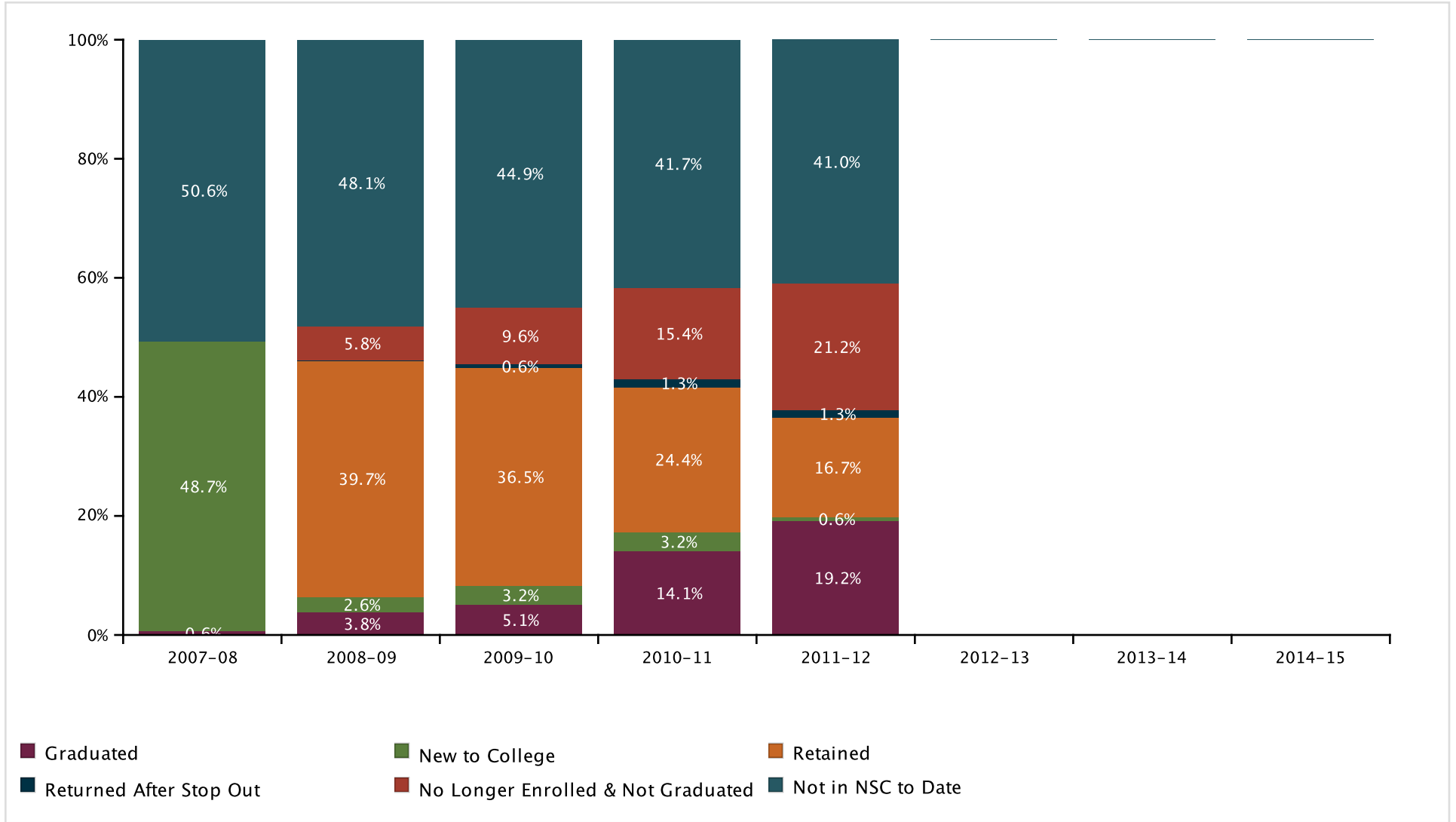
©2012 National Student Clearinghouse. All rights reserved.

## Count of Class 2006 Postsecondary Enrollment and Progress

Total in the Class: 180

Academic Years	2006-07	2007-08	2008-09	2009-10	2010-11	2011-12	2012-13	2013-14
New to College	97	11	6	3	7	3	0	0
Retained	0	76	60	49	31	20	0	0
Returned After Stop Out	0	0	2	7	7	6	0	0
No Longer Enrolled & Not Graduated	0	13	36	39	42	51	0	0
Graduated	0	8	10	20	39	49	0	0
Not in NSC to Date	83	72	66	62	54	51	0	0

## Class of 2007 Postsecondary Enrollment and Progress



IVANNA EUDORA KEAN HIGH SCHOOL

Report Run Date: 03/11/2013 11:35 AM

Page 31 of 43

**NATIONAL STUDENT  
CLEARINGHOUSE**

©2012 National Student Clearinghouse. All rights reserved.

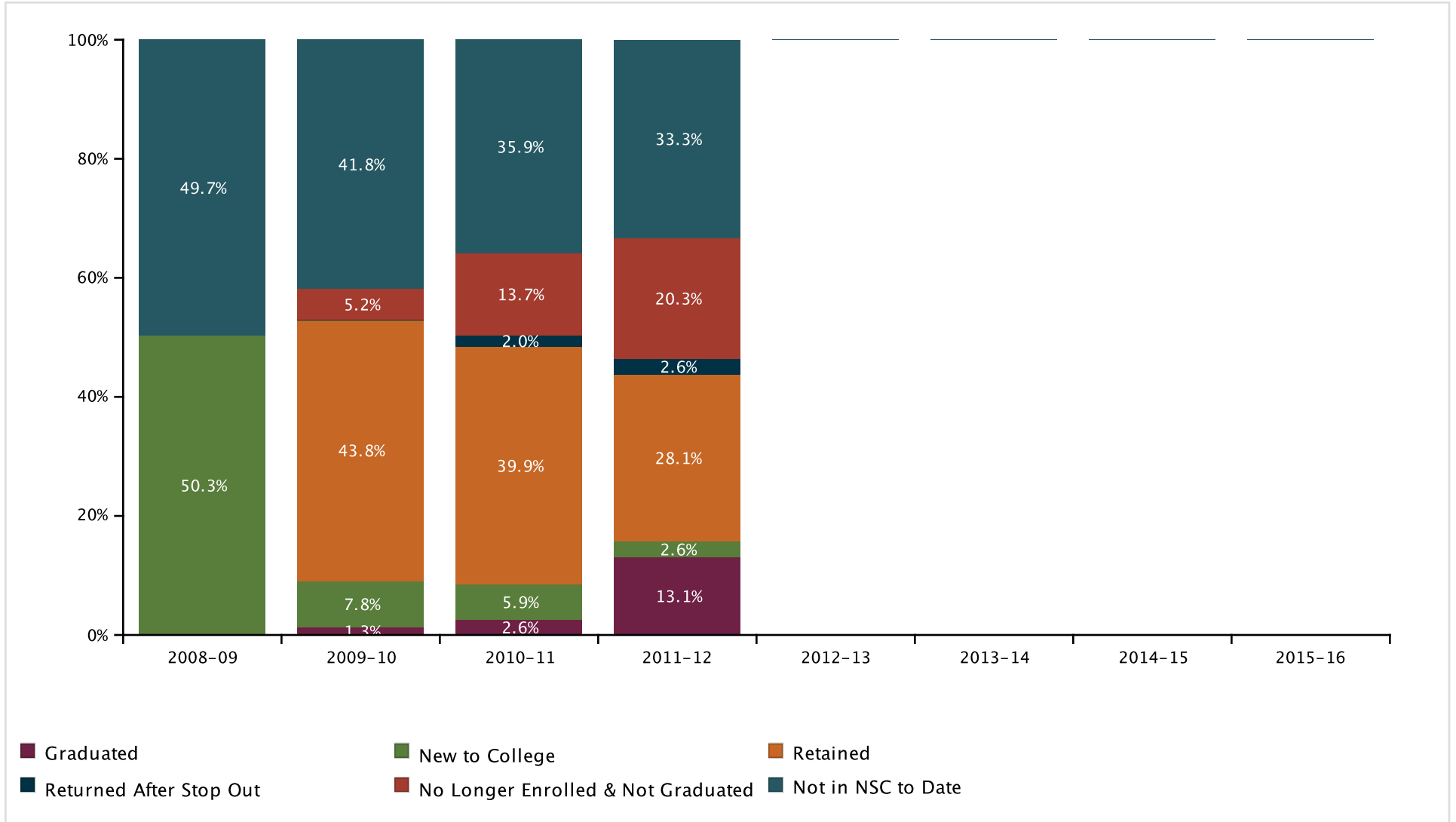
## Count of Class 2007 Postsecondary Enrollment and Progress

Total in the Class: 156

Academic Years	2007-08	2008-09	2009-10	2010-11	2011-12	2012-13	2013-14	2014-15
New to College	76	4	5	5	1	0	0	0
Retained	0	62	57	38	26	0	0	0
Returned After Stop Out	0	0	1	2	2	0	0	0
No Longer Enrolled & Not Graduated	0	9	15	24	33	0	0	0
Graduated	1	6	8	22	30	0	0	0
Not in NSC to Date	79	75	70	65	64	0	0	0



## Class of 2008 Postsecondary Enrollment and Progress



IVANNA EUDORA KEAN HIGH SCHOOL

Report Run Date: 03/11/2013 11:35 AM

Page 33 of 43

**NATIONAL STUDENT  
CLEARINGHOUSE**

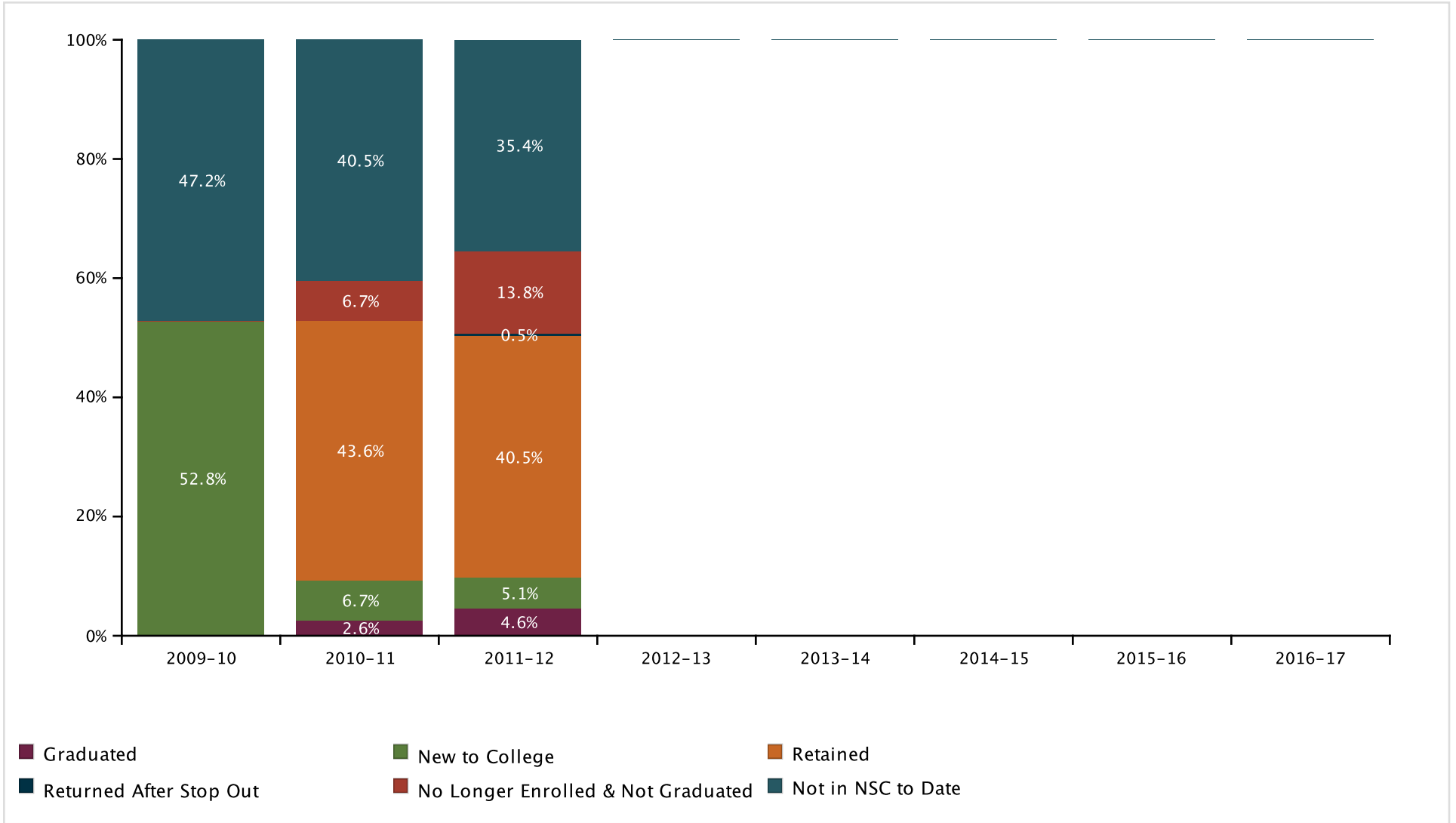
©2012 National Student Clearinghouse. All rights reserved.

## Count of Class 2008 Postsecondary Enrollment and Progress

Total in the Class: 153

Academic Years	2008-09	2009-10	2010-11	2011-12	2012-13	2013-14	2014-15	2015-16
New to College	77	12	9	4	0	0	0	0
Retained	0	67	61	43	0	0	0	0
Returned After Stop Out	0	0	3	4	0	0	0	0
No Longer Enrolled & Not Graduated	0	8	21	31	0	0	0	0
Graduated	0	2	4	20	0	0	0	0
Not in NSC to Date	76	64	55	51	0	0	0	0

### Class of 2009 Postsecondary Enrollment and Progress

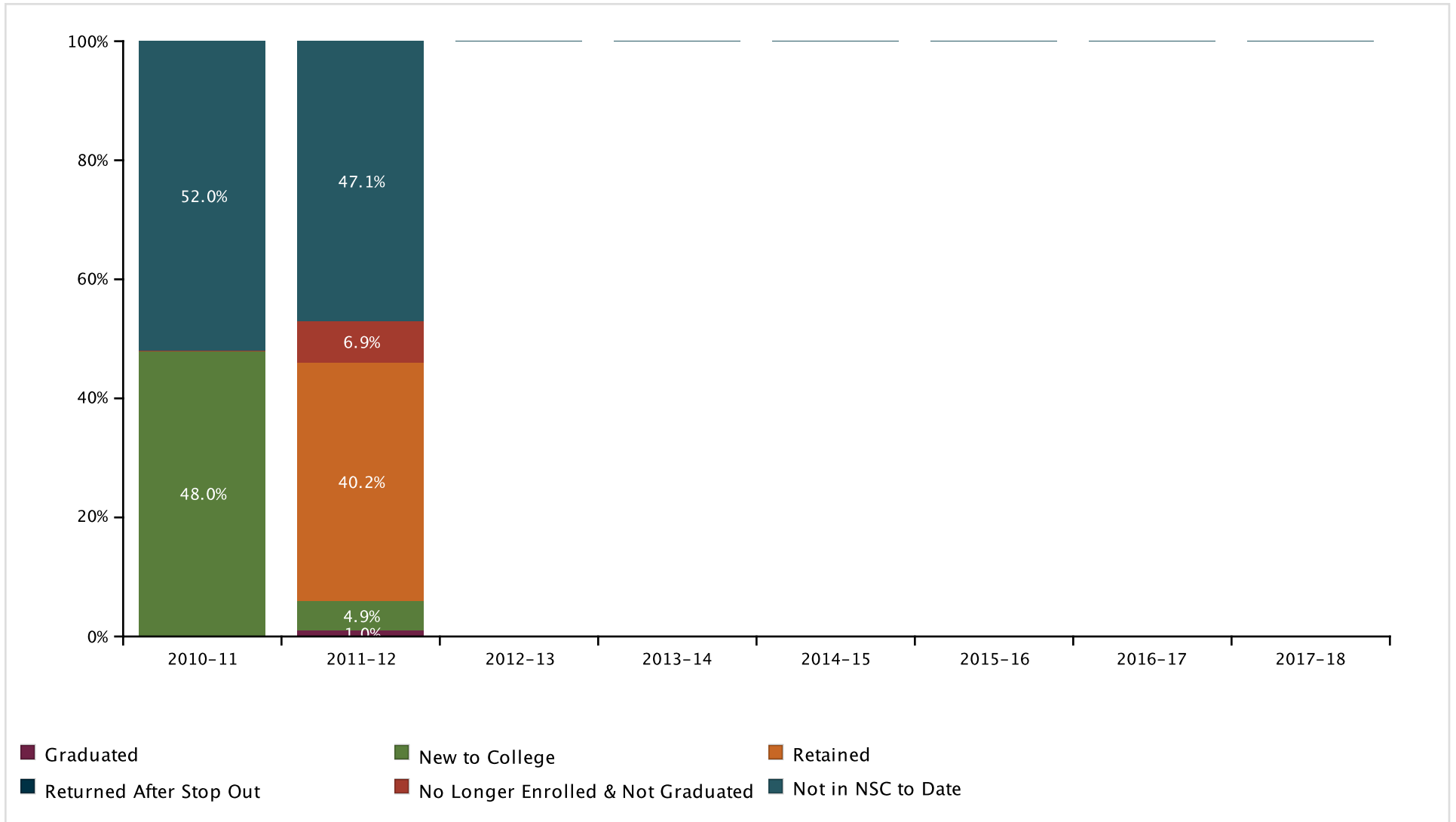


## Count of Class 2009 Postsecondary Enrollment and Progress

Total in the Class: 195

Academic Years	2009-10	2010-11	2011-12	2012-13	2013-14	2014-15	2015-16	2016-17
New to College	103	13	10	0	0	0	0	0
Retained	0	85	79	0	0	0	0	0
Returned After Stop Out	0	0	1	0	0	0	0	0
No Longer Enrolled & Not Graduated	0	13	27	0	0	0	0	0
Graduated	0	5	9	0	0	0	0	0
Not in NSC to Date	92	79	69	0	0	0	0	0

## Class of 2010 Postsecondary Enrollment and Progress



IVANNA EUDORA KEAN HIGH SCHOOL

Report Run Date: 03/11/2013 11:35 AM

Page 37 of 43

**NATIONAL STUDENT  
CLEARINGHOUSE**

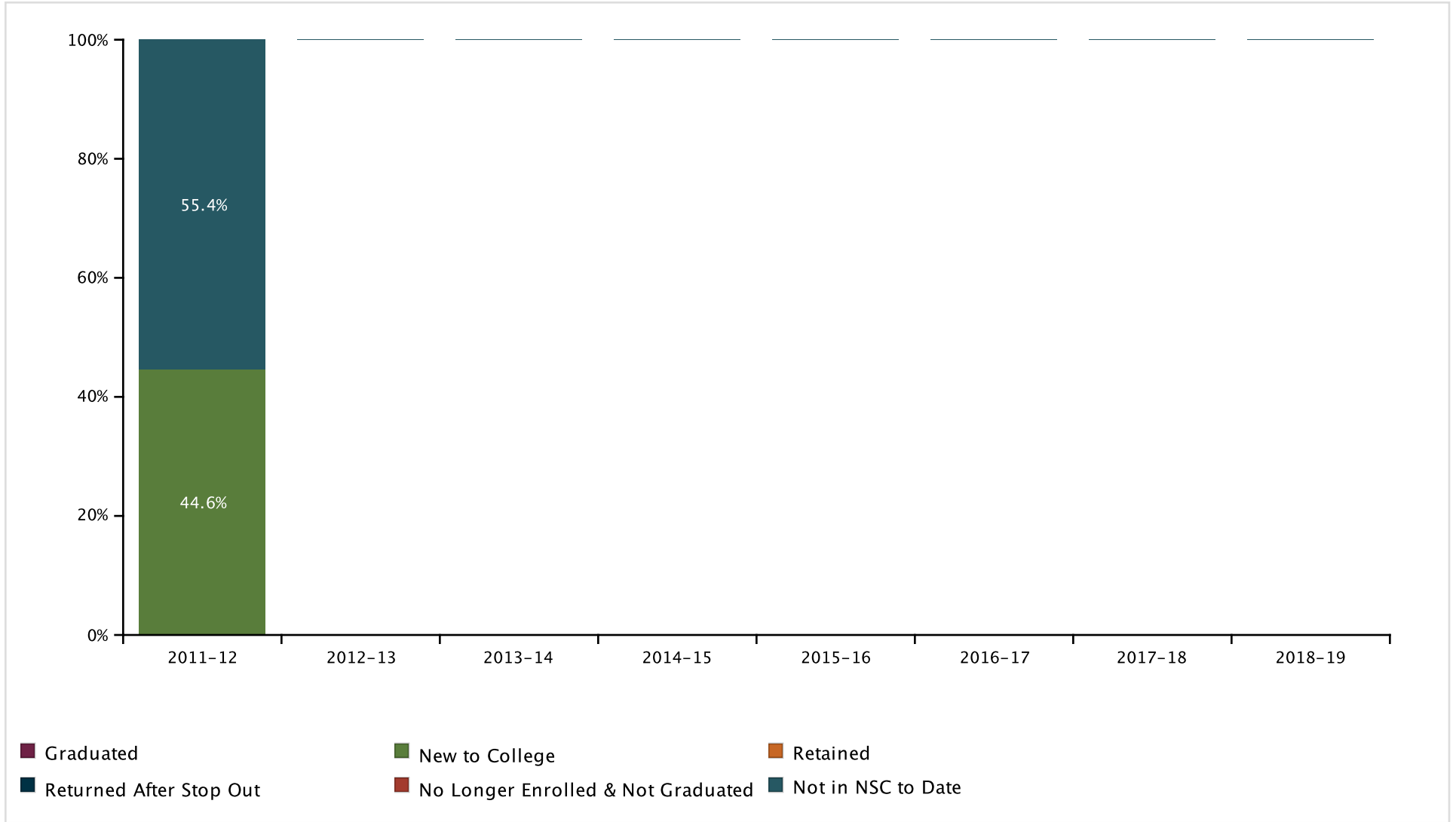
©2012 National Student Clearinghouse. All rights reserved.

## Count of Class 2010 Postsecondary Enrollment and Progress

Total in the Class: 204

Academic Years	2010-11	2011-12	2012-13	2013-14	2014-15	2015-16	2016-17	2017-18
New to College	98	10	0	0	0	0	0	0
Retained	0	82	0	0	0	0	0	0
Returned After Stop Out	0	0	0	0	0	0	0	0
No Longer Enrolled & Not Graduated	0	14	0	0	0	0	0	0
Graduated	0	2	0	0	0	0	0	0
Not in NSC to Date	106	96	0	0	0	0	0	0

## Class of 2011 Postsecondary Enrollment and Progress



IVANNA EUDORA KEAN HIGH SCHOOL

Report Run Date: 03/11/2013 11:35 AM

Page 39 of 43

**NATIONAL STUDENT  
CLEARINGHOUSE**

©2012 National Student Clearinghouse. All rights reserved.

## Count of Class 2011 Postsecondary Enrollment and Progress

Total in the Class: 186

Academic Years	2011-12	2012-13	2013-14	2014-15	2015-16	2016-17	2017-18	2018-19
New to College	83	0	0	0	0	0	0	0
Retained	0	0	0	0	0	0	0	0
Returned After Stop Out	0	0	0	0	0	0	0	0
No Longer Enrolled & Not Graduated	0	0	0	0	0	0	0	0
Graduated	0	0	0	0	0	0	0	0
Not in NSC to Date	103	0	0	0	0	0	0	0



**Most Common Institutions of Enrollment in the Fall Immediately following High School Graduation  
for All Classes by Number of Students**

Name	Rank	State	Level	Type	Total
UNIVERSITY OF THE VIRGIN ISLANDS	1	VI	4-year	Public	287
MONROE COLLEGE - NEW ROCHELLE	2	NY	4-year	Private	31
JOHNSON & WALES UNIVERSITY	3	RI	4-year	Private	26
DEVRY UNIVERSITY - ORLANDO	4	FL	4-year	Private	6
FLORIDA A&M UNIVERSITY	5	FL	4-year	Public	6
FLORIDA MEMORIAL UNIVERSITY	6	FL	4-year	Private	6
RIDER UNIVERSITY	7	NJ	4-year	Private	5
SAINT AUGUSTINE'S UNIVERSITY	8	NC	4-year	Private	5
SETON HILL UNIVERSITY	9	PA	4-year	Private	5
UNIVERSITY OF TAMPA	10	FL	4-year	Private	5
BARRY UNIVERSITY	11	FL	4-year	Private	4
HOWARD UNIVERSITY	12	DC	4-year	Private	4
NORFOLK STATE UNIVERSITY	13	VA	4-year	Public	4
STETSON UNIVERSITY	14	FL	4-year	Private	4
VIRGINIA STATE UNIVERSITY	15	VA	4-year	Public	4
ATLANTA TECHNICAL COLLEGE	16	GA	2-year	Public	3
CLARK ATLANTA UNIVERSITY	17	GA	4-year	Private	3
DEVRY UNIVERSITY - MIRAMAR	18	FL	4-year	Private	3
GEORGIA STATE UNIVERSITY	19	GA	4-year	Public	3
MIAMI DADE COLLEGE	20	FL	4-year	Public	3
UNIVERSITY OF CENTRAL FLORIDA	21	FL	4-year	Public	3
VALENCIA COLLEGE	22	FL	2-year	Public	3
BETHUNE-COOKMAN UNIVERSITY	23	FL	4-year	Private	2
DELAWARE STATE UNIVERSITY	24	DE	4-year	Public	2
GEORGIA MILITARY COLLEGE	25	GA	2-year	Public	2

IVANNA EUDORA KEAN HIGH SCHOOL

Report Run Date: 03/11/2013 11:35 AM

Page 41 of 43

**NATIONAL STUDENT  
CLEARINGHOUSE**

©2012 National Student Clearinghouse. All rights reserved.

## Appendix

Graphs (in order of appearance)	Description
Percent of Students Enrolled in College the Fall Immediately Following Graduation From High School (pp. 2-5)	Percentage of high school students who enrolled in a two- or four- year postsecondary institution in the fall semester immediately following graduation. The fall semester immediately following graduation is defined as any enrollment that occurs between August 15 and October 31.
Percent of Students Enrolled in College at Any Time During the First Year After High School (pp. 7-10)	Percentage of high school students who enrolled in a two- or four-year postsecondary institution in the academic year immediately following graduation. The first year after high school includes any enrollment that occurs between August 15 of the graduation year and August 14 of the following year.
Percent of Students Enrolled in College at Any Time During the First Two Years After High School (pp. 12-15)	Percentage of high school students who enrolled in a two- or four-year postsecondary institution in the academic year immediately following graduation. The first two years after high school includes any enrollment that occurs between August 15 of the graduation year and August 14 of the second year.
Percent of Students Enrolled in College the First year After High School Who Returned for a Second Year (pp. 17-20)	Percentage of students who remained enrolled in postsecondary education from the first year to the second year. Note: The graphs show the percentage of students who remained enrolled at any postsecondary institution, not retention at the same institution.
Percent of High School Class with a College Degree Within Six Years (pp. 22-25)	The six-year degree completion at two- and four-year institutions. Note: These graphs will only display for high school classes with at least six years of postsecondary enrollment data available. Only associate's, bachelor's, and advanced degrees are counted in these rates. Certificates are not included.
Time to College Graduation Within Six Years (p. 27)	This graph shows the time to first degree broken down by the number of academic years since the students graduated from high school.
Class of XXXX Postsecondary Enrollment and Progress (each class year is on its own page)	<p>Progress of a single class of students through postsecondary education. Each segment of the bar chart corresponds to one of the following definitions:</p> <p>GRADUATED: Student has completed an associate's, bachelor's or higher degree (certificates are not included). Once a student is counted as a graduate, he or she is not counted again elsewhere in the report. A graduated record is reported before all other possible categories (e.g. New to College, Retained, etc.)</p> <p>NEW TO COLLEGE: First year that the student was found in the Clearinghouse database.</p> <p>RETAINED: Student was enrolled during the previous year and continues to be enrolled in the current year. The graphs show the student's continued enrollment at any postsecondary institution, not retention at the same institution.</p> <p>RETURNED AFTER STOP OUT: Student was enrolled, did not appear in postsecondary education the following year, and reappeared in a year thereafter.</p> <p>NO LONGER ENROLLED &amp; NOT GRADUATED: Student was enrolled in postsecondary education, but currently is not and there is no record of completion.</p> <p>NOT IN NSC TO DATE: Student was not found in the Clearinghouse database. (Note: Institutions that participate in the Clearinghouse represent more than 93% of the nation's two- and four- year postsecondary enrollment. Students who are enrolled in postsecondary institutions that do not participate in the Clearinghouse are not in the Clearinghouse database.</p>
Most Common Institutions of Enrollment in the Fall Immediately Following Graduation from High School for All Classes by Number of Students	List of the postsecondary institutions where students are most likely to enroll first after they graduate high school.

Term	Definition
High School Class (labeled by graduation year)	Includes all students who graduated high school between September 1 of the previous year and August 31 of the graduation year.
Academic Year	Defined as any collegiate enrollment that occurs between August 15 of one year and August 14 of the following year.
Institutional Level	Indicates the level of degree predominantly offered by the institution (i.e. two-year or four-year).
Institutional Type	Indicates whether the institution is controlled publically or by a private entity.
Institutional Location	Indicates if an institution is in-state or out-of-state based on the comparison between the states where the institution and the high school are located.

t